

The following statement is an English-language translation of the original Japanese-language document provided for your convenience. In the event there is any discrepancy between the Japanese and English versions, the Japanese version is presumed to be correct.

May 20, 2020

To whom it may concern:

Company name: JGC HOLDINGS CORPORATION
Representative: Masayuki Sato
Chairman CEO
(Code number: 1963, Stock Exchange: Tokyo)
Contact: Akihiro Yamagami
Manager, Corporate Communication Group
Group Management Development Dept.
(TEL: 81-45-682-8026)

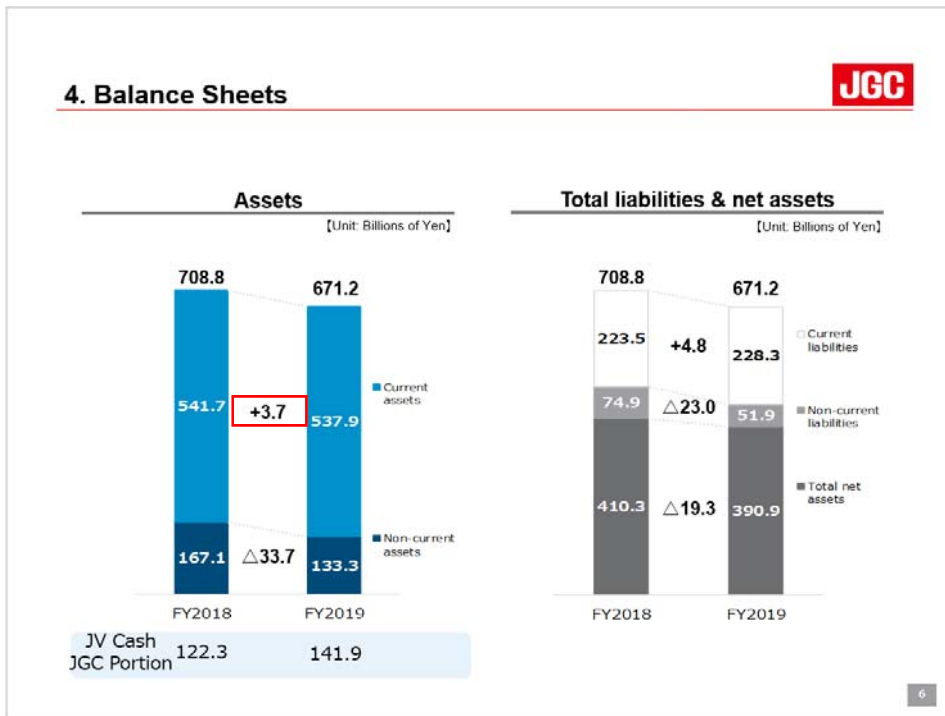
(Correction) Outline of Financial Results for Fiscal Year 2019

JGC HOLDINGS CORPORATION announces that it has made correction to “Outline of Financial Results for Fiscal Year 2019” released on May 19, 2020.

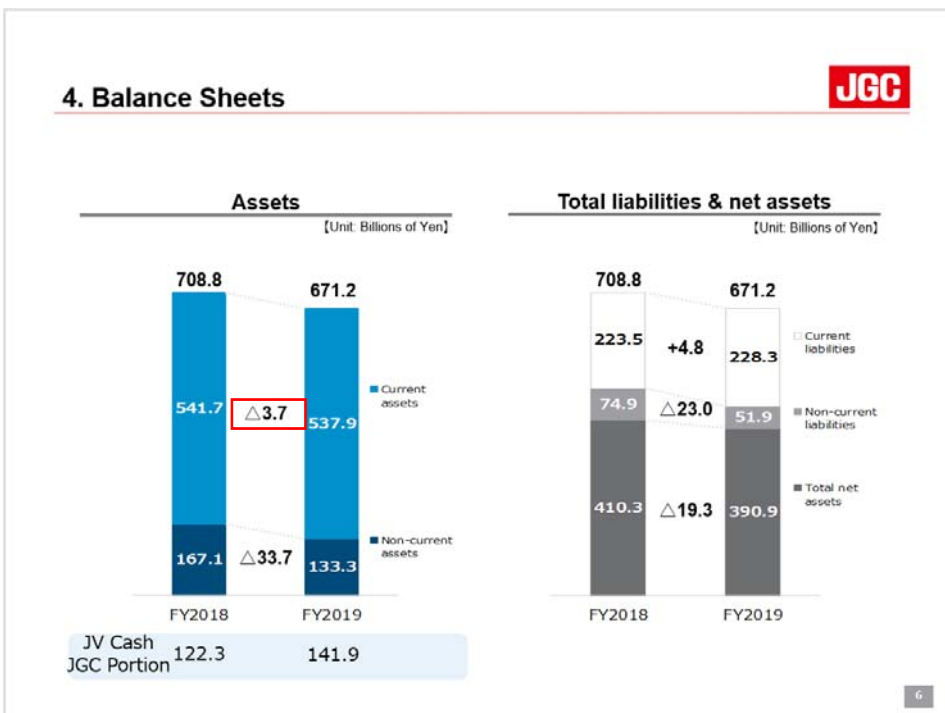
Details of Correction

- Page 6: Increased/decreased amount in current assets
- Page 7: Amount of investing cash flow

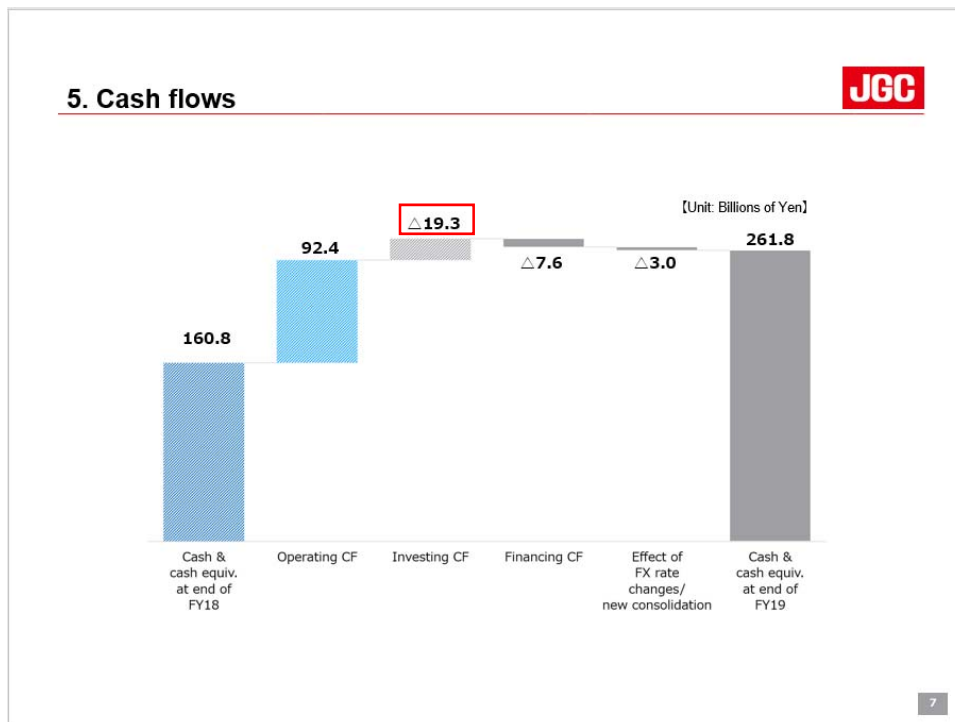
(Before correction)



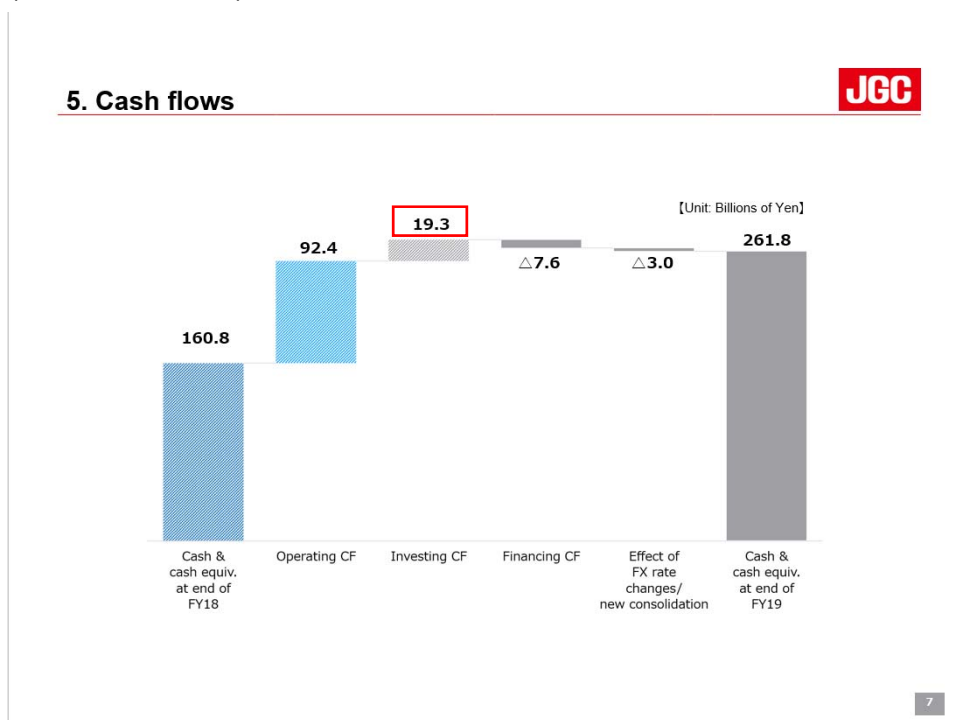
(After correction)



(Before correction)



(After correction)



This presentation is English-language translation of the original Japanese-language document for your convenience.
In the case that there is any discrepancy between the Japanese and English versions, the Japanese version is assumed to be correct.



Outline of Financial Results for Fiscal Year 2019

April 1, 2019 – March 31, 2020

May 19, 2020

JGC HOLDINGS CORPORATION

General Manager, Group Finance & Accounting Department

Shinichi Taguchi

Contents



- 1. Highlights of Fiscal Year 2019**
- 2. Income and Comprehensive Income**
- 3. Segment Information**
- 4. Balance Sheets**
- 5. Cash Flow**
- 6. Outline of Contracts**
- 7. Forecasts for Fiscal Year 2020**

1. Highlights of Fiscal Year 2019



- Profitability was improved on several projects, both domestic and overseas, due to steady progress in construction. The profit ratio was increased by 1.7pt from the previous year.
- The impact from the spread of COVID-19 was reflected in the assessment of project profitability.
- A healthy financial position has been maintained. Finance liquidity was improved by a significant increase in operating CF as of March 31 2020.
- Annual dividend per share of ¥12.00 is maintained as announced at the beginning of the fiscal year.

3

2. Income and Comprehensive Income

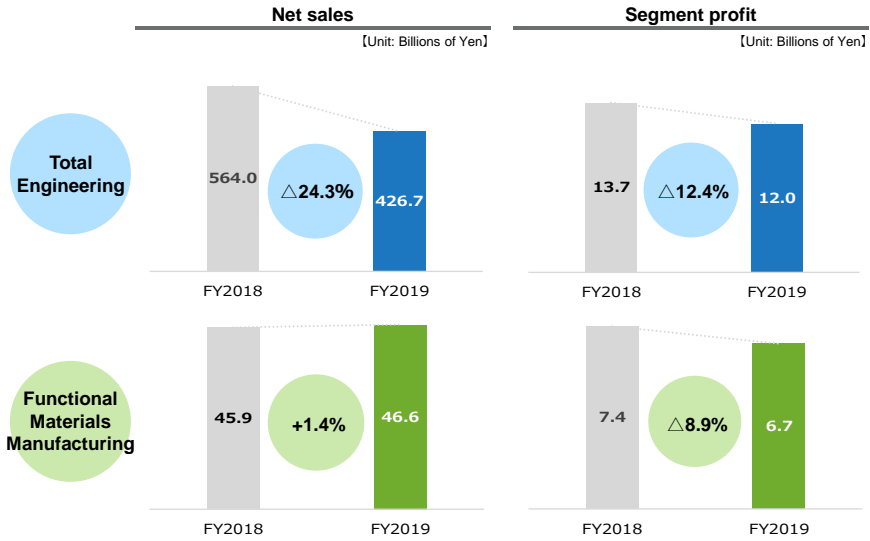


[Unit: Billions of Yen]

	FY2018	FY2019	Difference	Revised Forecast
Net sales	619.2	480.8	△ 138.4	480.0
Gross profit	44.9	43.3	△ 1.6	43.0
Profit ratio	7.3%	9.0%	+1.7pt	9.0%
Operating income	23.2	20.2	△ 3.0	20.0
Ordinary income	32.3	22.3	△ 9.9	22.0
Profit attributable to owners of the parent	24.0	4.1	△ 19.8	4.0
Profit	24.2	4.2	△ 19.9	
Other comprehensive income	△ 6.2	△ 18.5	△ 12.2	
Comprehensive income	17.9	△ 14.2	△ 32.2	

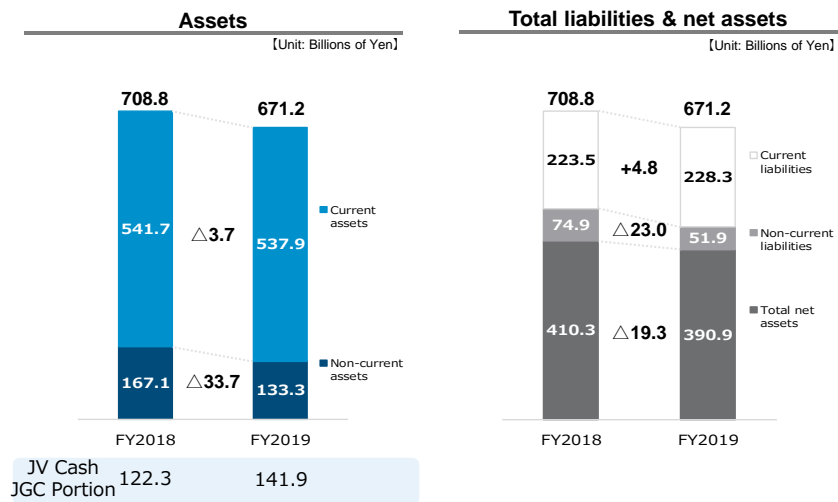
4

3. Segment Information



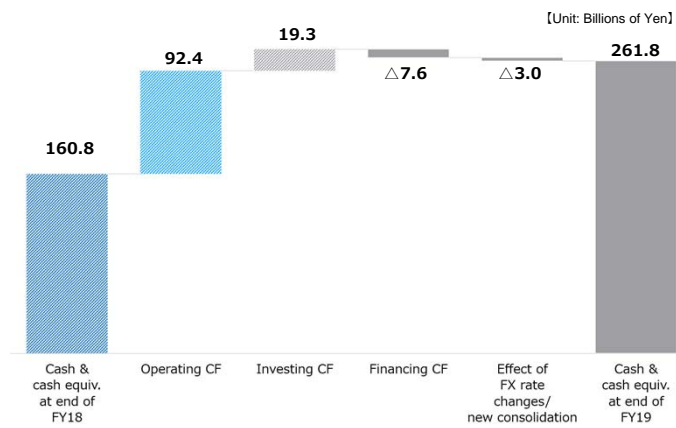
5

4. Balance Sheets



6

5. Cash flows



7

6. Outline of Contracts



i) New Contracts

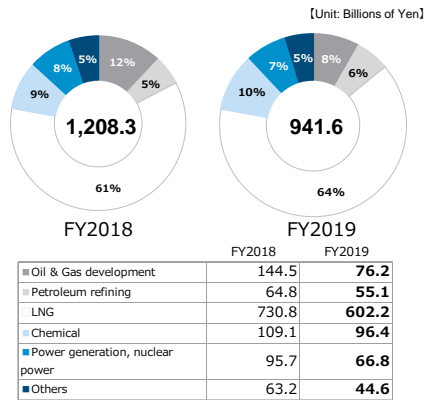
[Unit: Billions of Yen]

FY2019 Actual	
Overseas	62.4
Domestic	127.1
Total	189.6

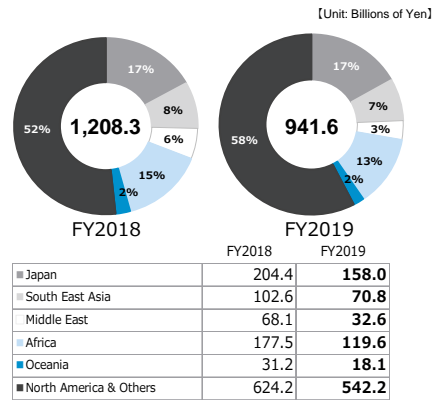
8

ii) Outstanding Contracts

By Business Area



By Region



	Over 100 Billion Yen	Over 50 Billion Yen	Over 30 Billion Yen
FY2019 Major Contracts	LNG (Canada)	FLNG (Mozambique)	Chemicals (Thailand) Biomass Power Generation (Japan)

7. Forecasts for Fiscal Year 2020

This forecast has been prepared based on the assumption that the impact from the spread of COVID-19 will not significantly worsen and that our business environment will be normalized by the end of FY2020.

[Unit: Billions of Yen]

	FY2019 Actual	Forecast
New contract	189.6	670.0
Net Sales	480.8	480.0
Gross Profit	43.3	43.0
Profit ratio	9.0%	9.0%
Operating income	20.2	20.0
Ordinary income	22.3	23.0
Income attributable to owners of the parent	4.1	8.0
Annual dividend per share	¥12.00	¥12.00
Forecasts based on (¥/US\$)	-	¥107.00

Appendix

Reference (Forecasts for Fiscal Year 2020 by segment)

This forecast has been prepared based on the assumption that the impact from the spread of COVID-19 will not significantly worsen and that our business environment will be normalized by the end of FY2020.

[Unit: Billions of Yen]

	Total engineering	Functional Materials	Others
Net sales	432.0	42.0	6.0
Segment profit	15.0	5.0	0.0
Profit ratio	3.5%	11.9%	0.0%

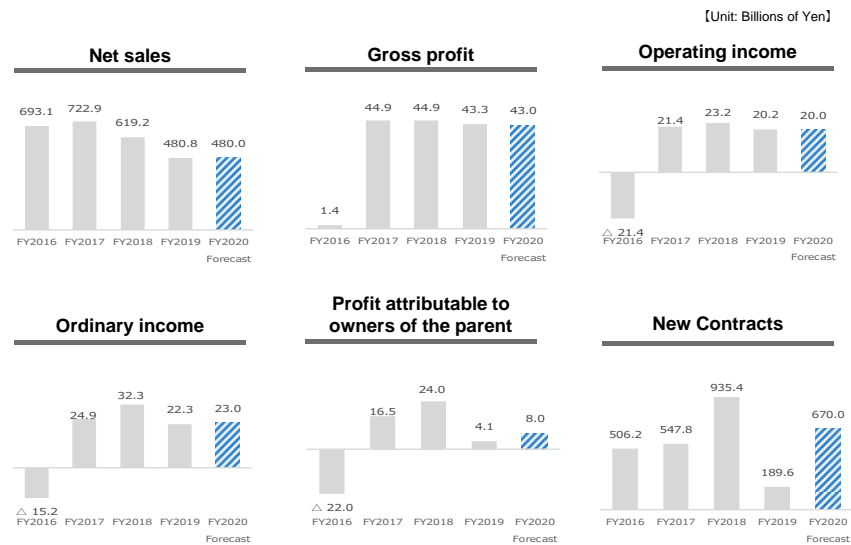
Reference (Net sales & New Contracts by Region)



Net sales				New Contracts					
[Unit: Billions of Yen]				[Unit: Billions of Yen]					
	FY2018		FY2019			FY2018		FY2019	
Japan	195.3	(31.5%)	193.0	(40.2%)	Japan	133.3	(14.3%)	127.1	(67.1%)
South East Asia	64.0	(10.3%)	62.7	(13.0%)	South East Asia	94.1	(10.1%)	29.4	(15.5%)
Oceania	30.6	(5.0%)	7.6	(1.6%)	Oceania	21.3	(2.3%)	0.6	(0.7%)
Africa	93.1	(15.0%)	64.9	(13.5%)	Africa	2.0	(0.2%)	8.4	(4.5%)
Middle East	92.3	(14.9%)	48.8	(10.2%)	Middle East	40.5	(4.3%)	12.4	(6.6%)
Europe & CIS	116.8	(18.9%)	5.5	(1.2%)	Europe & CIS	30.0	(3.2%)	2.3	(1.3%)
North America & Others	26.9	(4.4%)	98.0	(20.3%)	North America & Others	613.9	(65.6%)	8.9	(4.7%)
Total	619.2	(100.0%)	480.8	(100.0%)	Total	935.4	(100.0%)	189.6	(100.0%)

13

Reference (Historical data chart)



14

Cautionary Statement



This presentation may contain forward-looking statements that reflect JGC's plans and expectations.

Such statements are based on currently available information and current assumptions of future events which may not prove to be accurate. Such statements are also subject to various risks and uncertainties that could cause actual results to differ materially from those forward-looking statements.

JGC Holdings Corporation undertakes no obligation to update any forward-looking statements after the date of this presentation. These potential risks and uncertainties include, but are not limited to:

- changes in general economic conditions, including foreign currency exchange rates, interest rates and other factors that could affect our profitability
- changes in government regulations or tax laws in jurisdictions where we conduct business

For questions concerning this material please contact:

JGC HOLDINGS CORPORATION
Group Management Development Department
Tel: 81-45-682-1111 Fax: 81-45-682-1112
E-mail: ir@jgc.com