

FY2026 1Q

# Financial Results




**RS Technologies**  
May 14, 2026

Prime Market 3445

目次  
INDEX

01	<b>Financial Summary</b> .....	P.03
02	<b>Medium-Term Management Plan</b> ..... (2026 to 2028)	P.08
03	<b>Company Profile</b> .....	P.20
04	<b>Appendix</b> .....	P.48



# Summary of Financial Results for FY2026 1<sup>st</sup> Quarter

01

# Financial Results for FY 2026 1<sup>st</sup> Quarter



(Million JPY)	FY2025 1 <sup>st</sup> Quarter	FY2026 1 <sup>st</sup> Quarter	Year-on- Year	Difference
Net Sales	17,616	<b>19,153</b>	8.7%	1,537
Cost of Sales	12,295	<b>12,976</b>	5.5%	681
Gross Profit	5,320	<b>6,176</b>	16.1%	856
SGA	2,319	<b>2,546</b>	9.8%	227
Operating Income	3,001	<b>3,630</b>	21.0%	629
Non-operating Income	696	<b>999</b>	① 43.5%	303
Non-operating Expense	445	<b>381</b>	② -14.4%	-64
Ordinary Income	3,252	<b>4,247</b>	30.6%	995
Net income attributable to owners of parent	1,717	<b>1,926</b>	12.2%	209
Net Income per share (yen)	65.02	<b>72.54</b>	11.6%	7.52

## Supplementary Comment

①

Subsidy income (GRITEK)  
JPY 328 million → JPY 310 million

Foreign exchange gain  
JPY 0 → JPY 262 million

②

Foreign exchange loss  
JPY 185 million → JPY 0

Equity in investment loss  
(SGRS, 12 inch prime wafer business in China)  
JPY 210 million → JPY 270 million

Profits and losses will be incorporated into our consolidated financial results in proportion to our ownership stake.

This is an investment phase that anticipates business growth. Despite an increase in investment loss, the business is progressing steadily.

# Financial Results for FY2026 1<sup>st</sup> Quarter Segment Trends



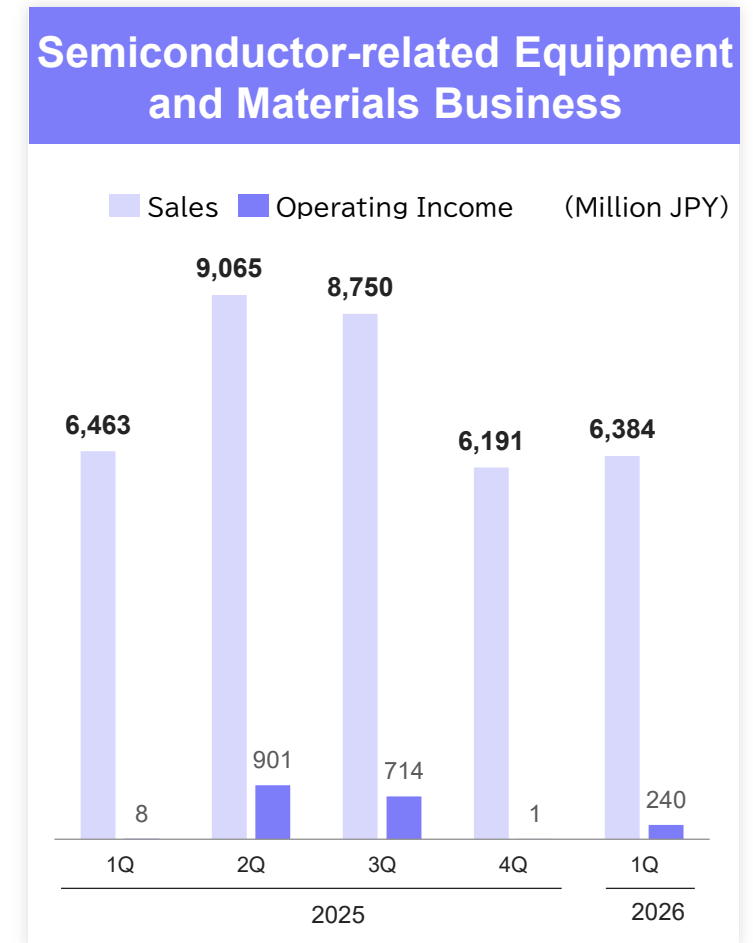
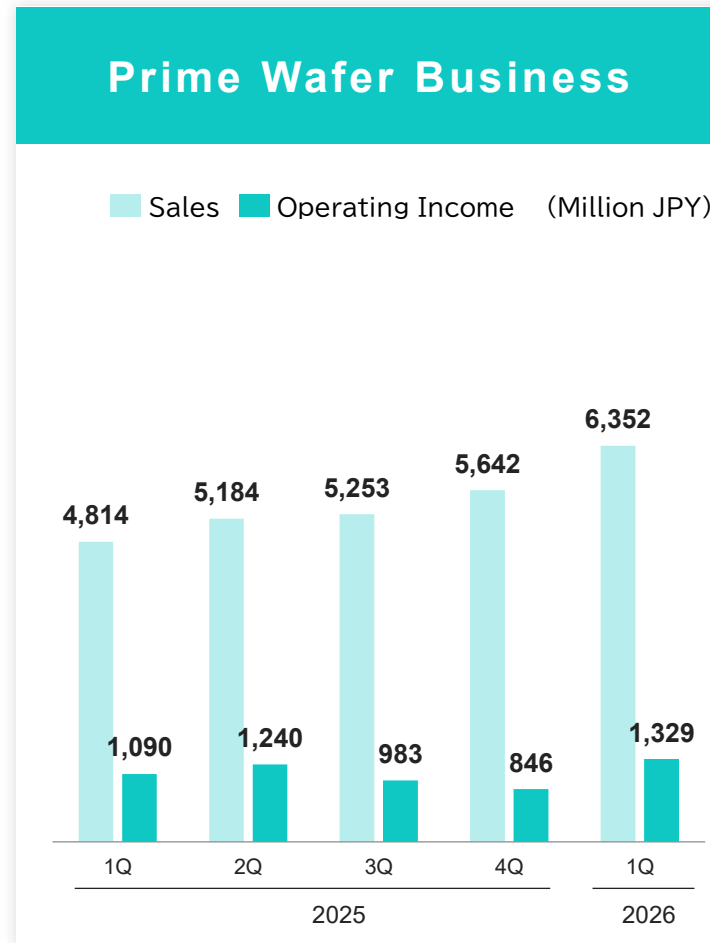
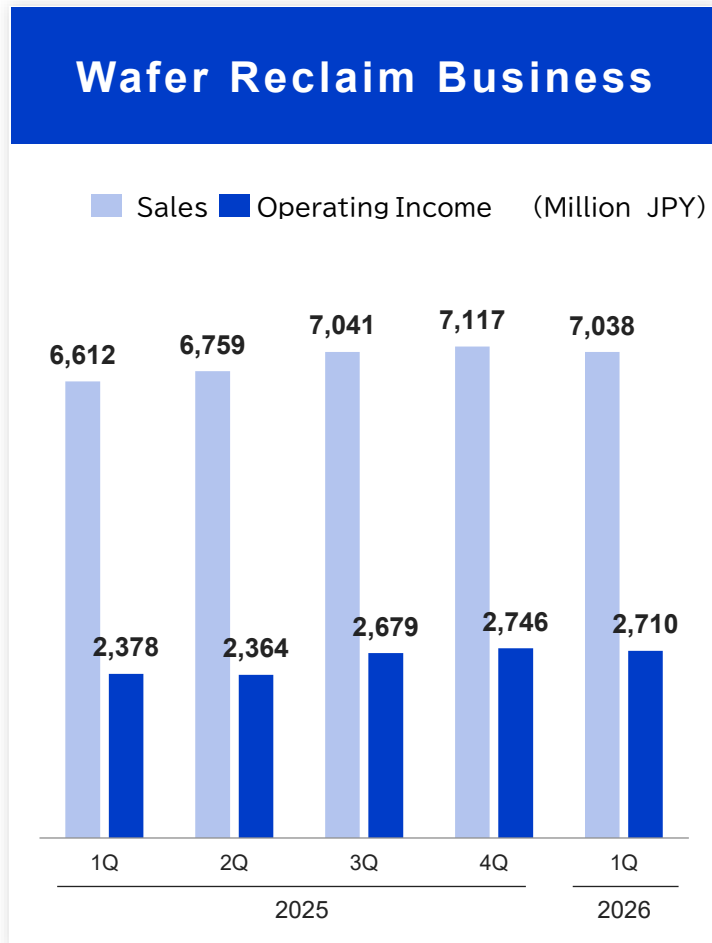
- In the **Wafer Reclaimed Business**, revenue and profit increased YoY, driven by higher sales volumes from capacity expansion. The normalization of the sales wafer mix led to a recovery in operating margin.
- In the **Prime Wafer Business**, revenue and profit increased YoY due to higher sales of 8-inch wafers and silicon parts. While 8-inch wafer margins remained stable, silicon parts margins declined due to price adjustments, impacting operating margin.
- In the **Semiconductor related Equipment & Materials Business**, revenue declined due to the absence of large VRFB electrolyte shipments in the prior year, while profit increased, supported by higher output of optical pickup modules at RSPDH.

(million JPY)	Wafer Reclaim Business		Prime Wafer Business		Semiconductor-related Equipment & Materials Business		Other adjustments		Consolidated total	
		YoY		YoY		YoY		YoY		YoY
<b>Sales</b>	7,038	+6.4%	6,352	+31.9%	6,384	△1.2%	△622	—	<b>19,153</b>	<b>+8.7%</b>
<b>Operating Income</b>	2,710	+14.0%	1,329	+21.9%	240	+2900.0%	△650	—	<b>3,630</b>	<b>+21.0%</b>
<b>Operating Margin</b>	38.5%	+2.5pt	20.9%	△ 1.7pt	3.8%	+ 3.7pt	—	—	<b>19.0%</b>	<b>+2.0pt</b>

# Quarterly Results Chart for FY 2026 1<sup>st</sup> Quarter by Segment



- In the **Wafer Reclaimed Business**, supported by strong demand, the Sanbongi and Tainan plants operated at full capacity, maintaining a high operating margin.
- In the **Prime Wafer Business**, shipment volumes increased, reflecting the completion of year-end inventory adjustments by customers and the effects of capital investments.
- In the **Semiconductor-related Equipment and Materials Business**, revenue continued to be driven by RSPDH, following the previous quarter.



- Net assets increased by JPY 8.9 billion YoY to JPY 162.2 billion, compared with JPY 153.3 billion in the previous fiscal year-end.

(Million JPY)

Consolidate BS	FY2025	FY2026 1 <sup>st</sup> Quarter
Current Assets	135,354	<b>133,792</b>
Cash and Deposits	96,771	<b>93,671</b>
Notes and accounts receivable-trade	22,322	<b>23,930</b>
Merchandise and finished goods	5,677	<b>5,665</b>
Fixed assets	69,867	<b>72,325</b>
tangible fixed assets	49,485	<b>50,899</b>
intangible fixed assets	669	<b>639</b>
Investments and other assets	19,712	<b>20,786</b>
<b>Total Assets</b>	<b>205,222</b>	<b>206,117</b>
Current liabilities	31,286	<b>28,669</b>
Notes and accounts payable	9,890	<b>9,352</b>
Interest-bearing debt	7,300	<b>4,812</b>
non-current debt	20,605	<b>15,247</b>
Interest-bearing debt	16,140	<b>10,899</b>
<b>Total liabilities</b>	<b>51,891</b>	<b>43,916</b>
Net Asset	153,331	<b>162,201</b>
<b>Total liabilities and net assets</b>	<b>205,222</b>	<b>206,117</b>



# Medium-Term Management Plan



# 02

# Overview of the Medium-Term Management Plan (2026-2028)



- Positioning the next 3 years as a focused investment phase to accelerate growth, investing heavily in the wafer reclaimed business
- Expecting growth from 2027 onward, including M&As etc

(Million JPY)	FY2024(A)	FY2025(A)	FY2026(F)	FY2027(F)	FY2028(F)
<b>Sales</b>	<b>59,200</b>	<b>76,707</b>	<b>84,000</b>	<b>105,000</b>	<b>115,000</b>
<b>Operating Income</b>	<b>13,108</b>	<b>14,281</b>	<b>15,400</b>	<b>17,500</b>	<b>19,000</b>
<i>Operating Margin</i>	<i>22.1%</i>	<i>18.6%</i>	<i>18.3%</i>	<i>16.7%</i>	<i>16.5%</i>
<b>Ordinary Income</b>	<b>15,668</b>	<b>16,635</b>	<b>17,200</b>	<b>19,000</b>	<b>20,000</b>
Ordinary Margin	26.5%	26.4%	20.5%	18.1%	17.4%
<b>Net Profit</b>	<b>9,446</b>	<b>9,297</b>	<b>10,000</b>	<b>11,500</b>	<b>13,000</b>

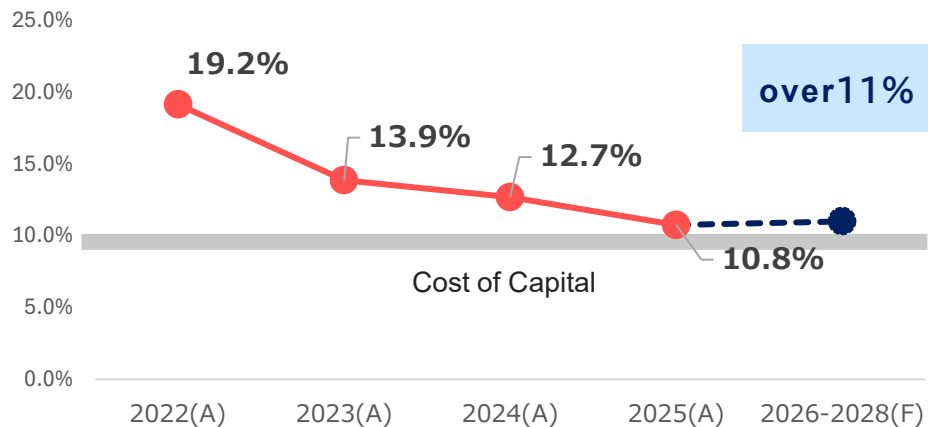
<b>ROIC</b>	12.7%	10.8%	<b>11%以上</b>		
<b>ROE</b>	15.2%	12.5%	<b>13%以上</b>		

# Analysis and evaluation (capital profitability and cost of capital)



- At present, we are in the investment phase and the return on capital is declining. However, we aim to improve ROIC by monetizing large-scale investments mainly in reclaimed wafers and improving capital efficiency.

## ROIC



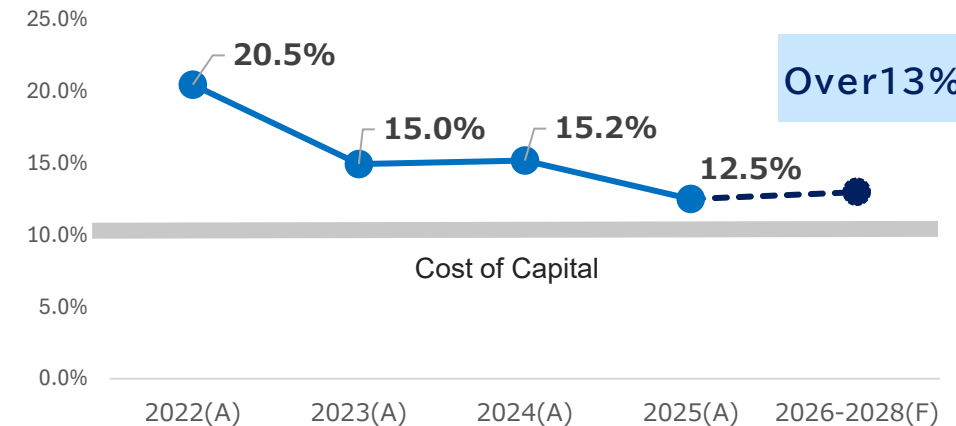
\*ROIC= NOPAT / invested capital (shareholders' equity + interest bearing debt average)

WACC

9.0 %

\*WACC= Cost of equity x Shareholder equity/(invested capital) + Cost of debt x interest-bearing debt/(invested capital) x (1- effective tax rate) ,using the average value for the past two years in our company

## ROE



\*ROE= Net Income Attributable to Parent / Equity Average

Cost of Equity

10.5 %

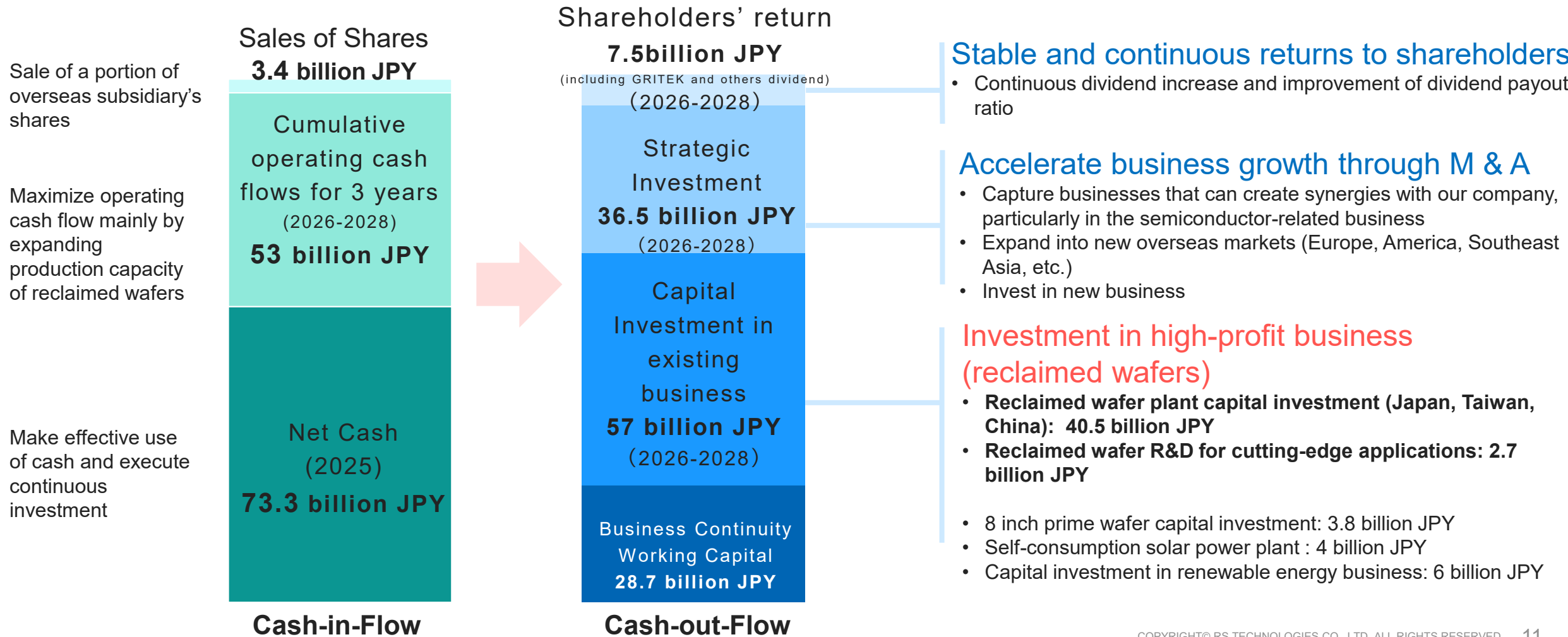
\*Cost of equity = 10.5% calculated based on risk-free rate + beta value x risk premium

\*Capital used as the denominator for ROIC was changed from (shareholders' equity + interest-bearing debt) to (equity + interest-bearing debt). The denominator for ROE calculation was unified to the average of shareholders' equity at the beginning and end of the period in accordance with the Annual Securities Report.

# Initiatives to Improve Return on Capital (Cash Allocation)



- Accelerate growth investment in our company's highly profitable reclaimed wafer business to maximize operating CF



# Initiatives to Improve Return on Capital (Large investment in reclaimed wafers)



- Accelerate investment in the highly profitable wafer reclaimed business over the next 3 years to further increase market share and earnings
- Reopen Sanbongi Plant No. 7 and acquire Tainan Plant No. 2 to increase cumulative production capacity to approximately 1.2 million wafers per month by 2028

## < Sanbongi Plant (Japan) >

- Construction of Plant 7 capable of producing 170K per month
- Plan to improve production efficiency through advanced equipment and automation at Plant 7

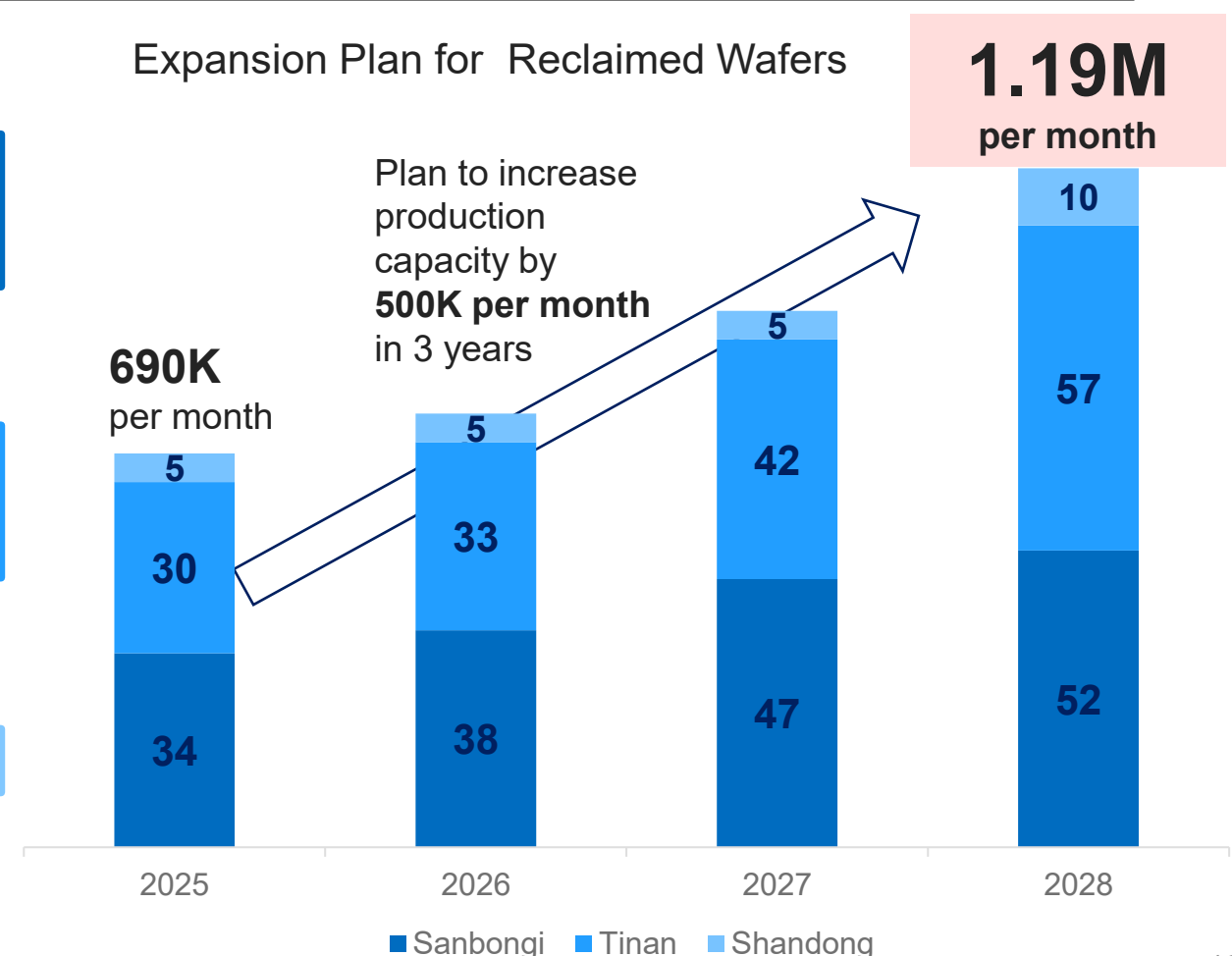
## < Tainan Plant (Taiwan) >

- Acquisition of Plant 2 to meet increasing demand in Taiwan
- Construction of Plant 2 to produce 200K per month by 2028 and 300K per month by 2030

## < China Plant (China) >

- Plan to achieve monthly production of 100K per month by 2028

Expansion Plan for Reclaimed Wafers



# Capital Investment Plan: Reclaimed Wafer Business



- Major investments to capture global semiconductor demand at 3 sites in Japan, Taiwan, and China by 2028
- Establish monthly production capacity of 1.19 million wafers to further expand market share

## Japan

Total investment

**17.3** billion JPY +

Investment Amount

FY 2026

FY 2027

FY 2028

**11.9** billion yen

**5.4** billion yen

**TBD**

### Monthly Production Capacity (12inch)

	2026	2027	2028
Plant 8	340k	350k	350k
Plant 7	40k	120K	170k
<b>Total</b>	<b>380k</b>	<b>470k</b>	<b>520k</b>

## Taiwan

Total investment

**24.7** billion JPY

Investment Amount

FY 2026

FY 2027

FY 2028

**2.8** billion yen

**12.4** billion yen

**9.5** billion yen

### Monthly Production Capacity (12inch)

	2026	2027	2028
Plant 1	330k	370k	370k
Plant 2	-	50K	200k
<b>Total</b>	<b>330k</b>	<b>420k</b>	<b>570k</b>

## China

Total investment

**10** billion JPY

Investment Amount

FY 2026

FY 2027

FY 2028

-

-

**10** billion yen

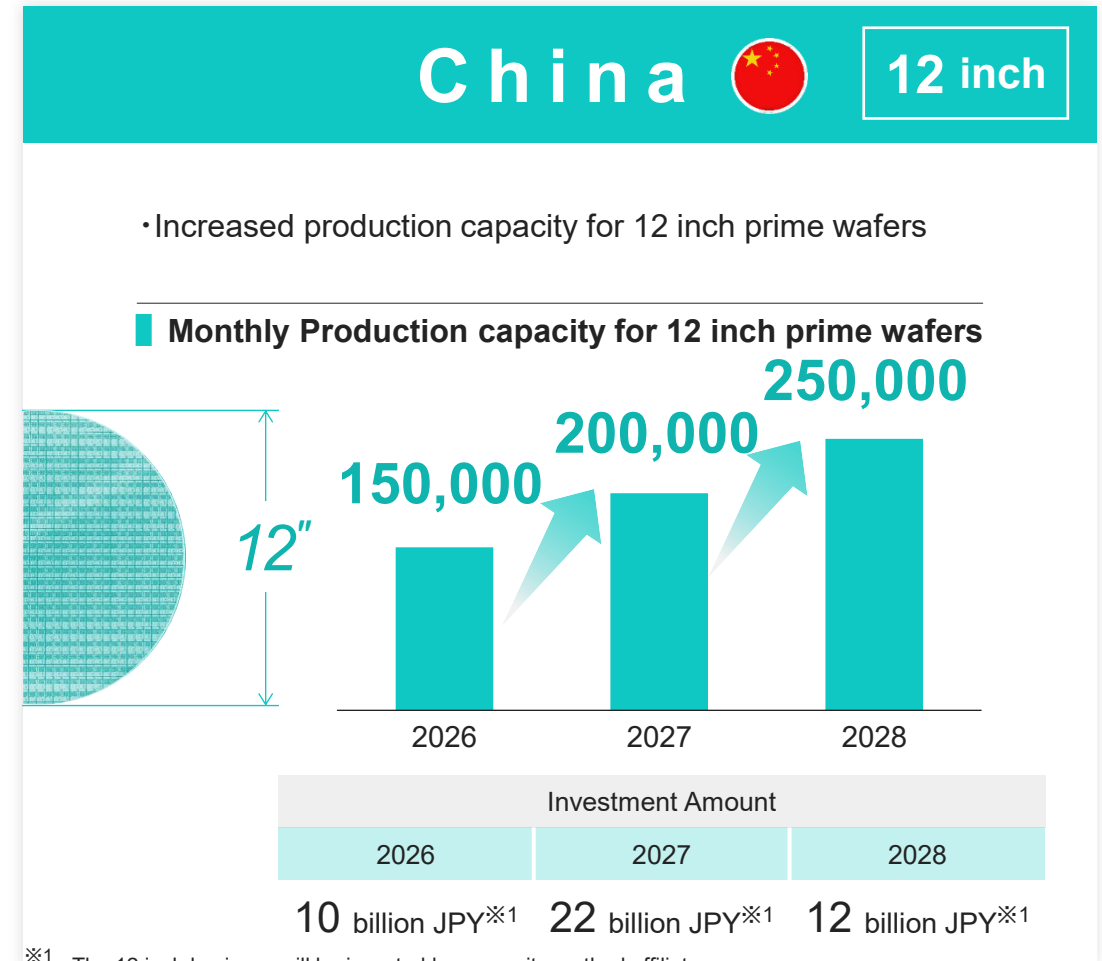
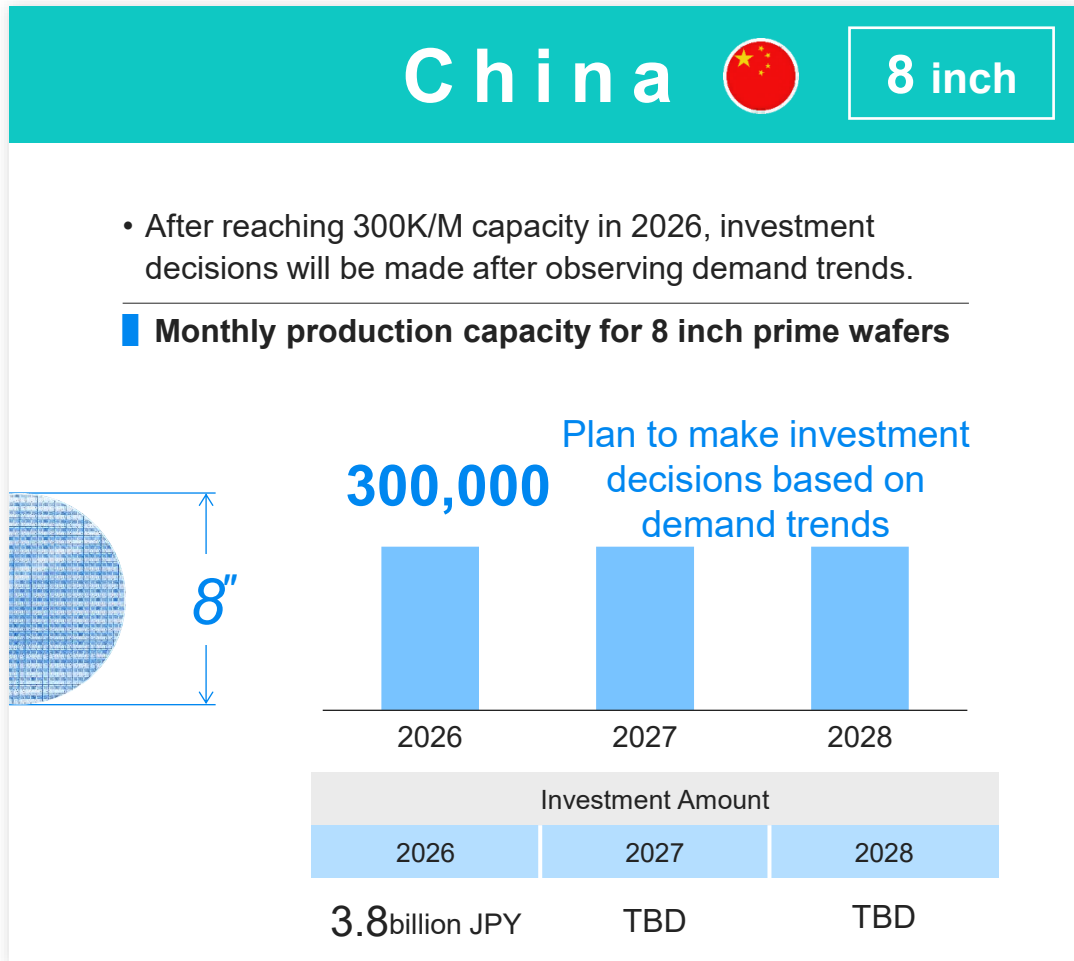
### Monthly Production Capacity (12inch)

	2026	2027	2028
Plant	50k	50k	100k
<b>Total</b>	<b>50k</b>	<b>50k</b>	<b>100k</b>

# Capital Investment Plan: Prime Wafer Business



- Production capacity for 8 inch prime wafers will reach 300K per month in 2026
- Production capacity for 12 inch prime wafers will increase to 250K per month 2028

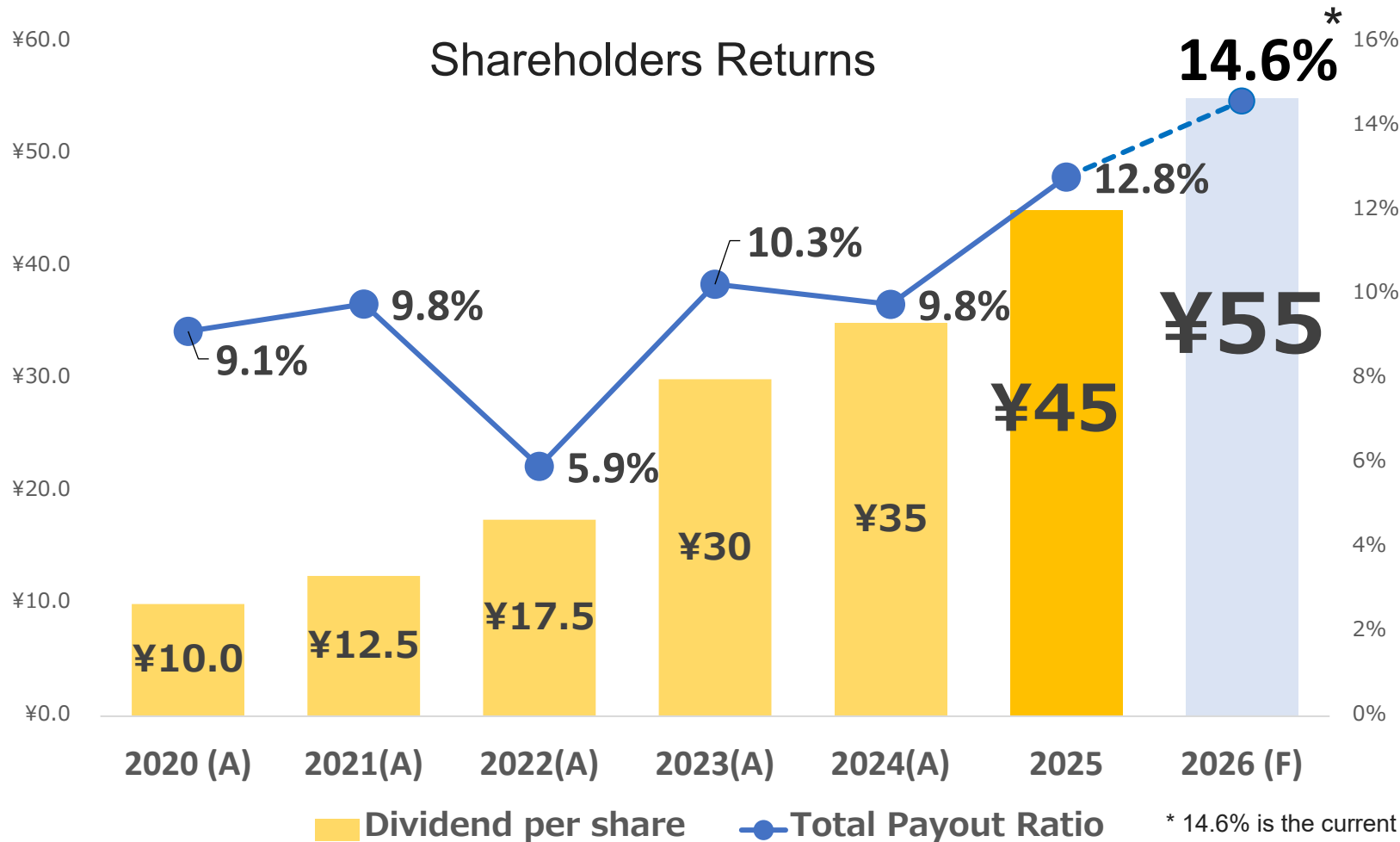


※1 The 12 inch business will be invested by an equity method affiliate

# Initiatives to Improve Return on Capital (Shareholders Return)



The dividend per share for fiscal 2025 was ¥45, an increase of ¥10 from ¥35 in the previous fiscal year (payout ratio 12.8%). The dividend per share for fiscal 2026 is assumed to be ¥55



- In addition to the annual dividend increase, the dividend increase in 2025 will be 10 JPY, up from 5 JPY in the previous fiscal year.
- In 2026, we plan to increase the dividend by 10 JPY from the previous fiscal year and accelerate **the increase in the total return ratio**.
- Considering stock price trends, cash position, investment progress, and other factors, we will consider buybacks.

\* 14.6% is the current estimate

- We plan to increase the number of interviews with investors and promote IR activities that lead to increased corporate value.

## ◆ Directors' involvement in investor relations activities

- To deepen understanding of management policies and strategies proactively set up opportunities for directors to engage in dialogue with investors

## ◆ Strengthening overseas investor relations

- Strengthened overseas investor relations in line with increased number of meetings with overseas investors (Non-deal roadshow in Europe in 2024)
- By simultaneous disclosure of financial results and timely disclosure information in English and enhancement of website in English, eliminate information asymmetry between Japanese investors and overseas investors

## ◆ Approach to individual investors

- Active participation in IR fairs, seminars, and other events to expand presence to individual investors



# RS Technologies's Targeting Business Portfolio

Expanding RST's business and its sales areas

Business

Growth  
Expansion

		Japan	China	Asia (other than China)	Europe and America	
Manufacturing	Reclaimed wafer	●	●	●	●	
	Prime wafer	12inch	○	●	○	○
		8inch, etc.	○	●	○	○
	Consumables related to semiconductor manufacturing	●	●	●	●	
	semiconductor manufacturing	○	○	○	○	
"renewable /recycled/ revitalized" business	New Business	○	○	○	○	
	Vanadium Redox Flow Battery	●	○	○	○	
Function of Trading Company	Manufacturing Equipment	●	●	●	●	
	Semiconductors, Electronic Components, Consumables	●	●	●	○	
	Others (solar, etc.)	●	○	●	○	

● current business area    
 ○ Planned Regional expansion    
 ○ Possibility of future expansion

Region

# M & A Target

- M & A to Expand Business Scale
- M & A target area including semiconductors, energy, and new businesses

## < M&A Target Area >



## < Investment Criteria >

- ◆ Investment standard (hurdle rate) ≒ 14~20%
- ◆ Selection of target company focusing on Synergies
- ◆ Selection of markets with growth potential for new businesses

# M&A Record and Sales Trend



Achieved a CAGR of 29.2% in sales and 27.4% in operating income through a growth strategy centered on proactive M & A

(Unit: Million JPY)





# Company Profile

03

# Company Profile



- **Top company** in the reclaimed wafer business with a global market share of 31% \* 1
- Entered the prime wafer business through a joint venture with a Chinese central company \* 2
- Expand business into areas where business synergies can be expected through M & A

<b>Company name</b>	RS Technologies, Co.,Ltd.
<b>Establishment</b>	December 10, 2010
<b>Management Philosophy</b>	“Respect the global environment, earn the trust of people, be creative and challenge ourselves”
<b>Business Profile</b>	<ul style="list-style-type: none"> <li>• Reclaiming silicon wafers</li> <li>• Manufacturing and sales of prime silicon wafers</li> <li>• Manufacturing and sales of consumable materials for semiconductor manufacturing equipment</li> <li>• Sales of scanning acoustic tomograph (SAT)</li> <li>• Sales of electronic components</li> </ul>
<b>Head office</b>	NT Building 1-47-1 Ohi, Shinagawa-ku, Tokyo, JAPAN
<b>Manufacturing Facilities</b>	Miyagi, Ibaraki, Taiwan (Tainan), China (Dezhou), Fukushima
<b>Capital</b>	5,680 million yen (as of the end of December 2025)
<b>President and CEO</b>	Nagayoshi Ho

Main Subsidiary

**GRINM Semiconductor Material Co., Ltd.(GRITEK)**

<b>Registered Capital</b>	RMB 1,250 million
<b>Investment ratio</b>	39.1%※3
<b>Listed</b>	Shanghai Stock Exchange STAR market

**RSTEC Semiconductor Co., Ltd**

<b>Capital</b>	NT \$300 million
<b>Investment ratio</b>	100%

**DG Technologies Co., Ltd.**

<b>Capital</b>	100 million yen
<b>Investment ratio</b>	100%

**Union Electronics Solutions Co., Ltd.**

<b>Capital</b>	27 million yen
<b>Investment ratio</b>	100%

**LE System Co., Ltd.**

<b>Capital</b>	30 million yen
<b>Investment ratio</b>	100%

**RS Precision Devices(Huizhou) Co.,Ltd**

<b>Capital</b>	RMB 555 million
<b>Investment ratio</b>	100%

\*1 Estimated by our company based on SEMI data

\*2 State-owned enterprises subject to management and supervision by the central government

\*3 As of the end of March 2026

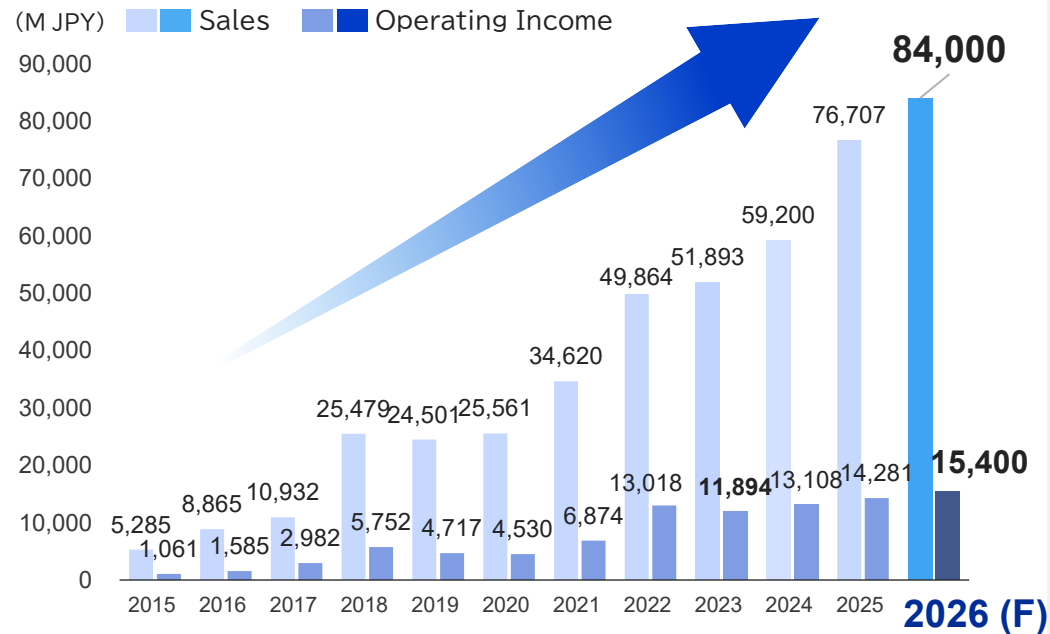
- Since its establishment, RST has firmly established itself as the world's leading company in the reclaimed wafer business. In 2018, RST became a comprehensive wafer manufacturer by making a major Chinese prime wafer manufacturer a consolidated subsidiary.

2010	Dec.	RS Technologies Co., Ltd. was established with the main business of reclaimed wafer.	Reclaimed
2014	Feb.	Established RSTEC Semiconductor Taiwan Co., Ltd. (consolidated subsidiary) in Taiwan	Reclaimed
2015	Mar.	Listed on Tokyo Stock Exchange “Mothers Market”	
2016	Sep.	RST transferred to “the First Section” of the Tokyo Stock Exchange	
2018	Jan.	Chinese prime wafer manufacturer, GRINM Semiconductor Material Co., Ltd. (GRITEK) became a consolidated subsidiary of RST	Prime
2018	May	Acquired 100% shares of Union Electronics Solution Co., Ltd.	Semi
2018	Aug.	Established Shandong GRIMN Semiconductor Materials Co., Ltd. (Shandong GRITEK), A consolidated subsidiary of GRITEK.	Prime
2019	Jan.	Acquired 100% shares of DG Technologies Co., Ltd.	Semi
2020	Feb.	Established Shanghai Union Semiconductor Co., Ltd. (Shanghai Union)	Semi
2022	Apr.	Transferred from the First Section of the Tokyo Stock Exchange to the “Prime Market” Establishment of Nomination and Compensation Committee	
2022	Nov.	GRITEK listed on Shanghai Stock Exchange (STAR market)	Prime
2023	Dec.	Established LE System Co.,Ltd, manufacturer of electrolyte for vanadium redox flow batteries (VRFB)	Energy
2024	Dec.	Established RS Precision Devices (Huizhou) Co., Ltd. (RSPDH), manufacturer of optical pickup	Semi

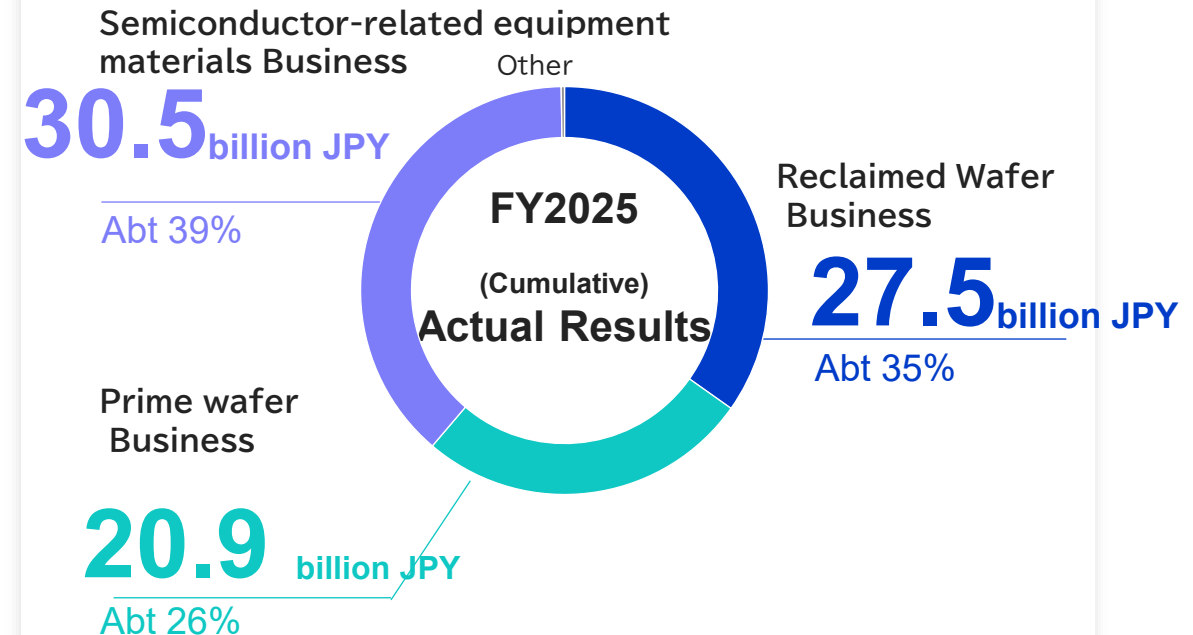
Reclaimed	Reclaimed Wafer Business
Prime	Prime Wafer Business
Semi	Semiconductor-related Equipment and Materials Business
Energy	Renewable energy related

- RST became comprehensive wafer manufacturers with the Reclaimed Wafer Business and Prime Wafer Business
- Expansion of business areas as Semiconductor-related equipment and materials Business
- No1 in global market share in reclaimed wafer business, and development of prime wafer business mainly in China

## Consolidated net sales and operating income



## Net sales by segment

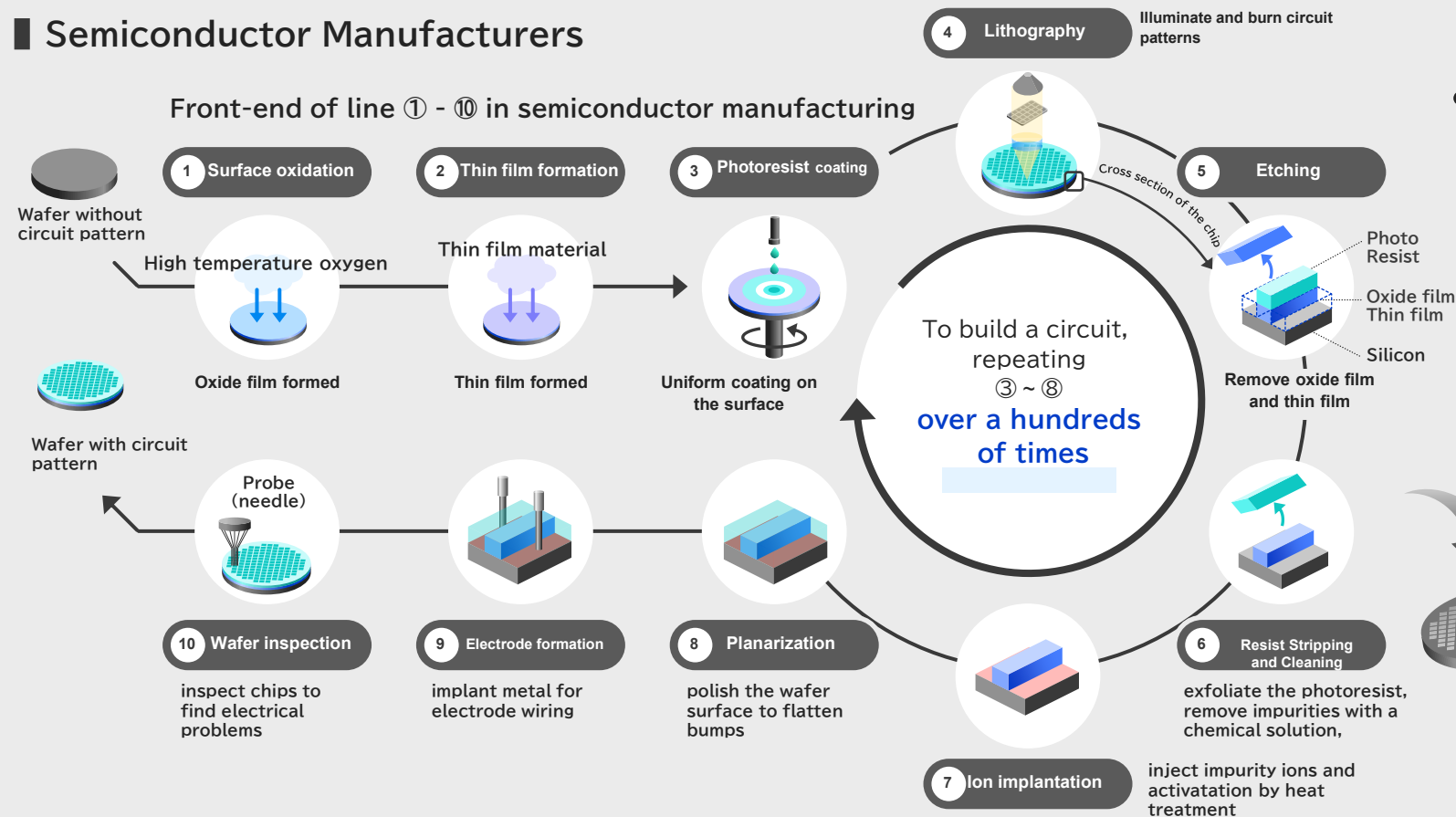


# What Reclaimed Wafer is



- Reclaimed wafers are wafers that have been reclaimed from test wafers used in the process of semiconductor manufacturing.
- Reclaimed wafers are used repeatedly by our customer. With our technology, RST can reclaim test wafers more than 10 times, helping to **reduce costs** for our customers, semiconductor manufacturers and **executing eco-friendly business model**.

## ■ Semiconductor Manufacturers



## ■ RS Technologies (RST)

Used in almost all processes

- **Monitor Wafer**  
• (application: process and processing accuracy evaluation)
- **Dummy Wafer**  
• (application: precision processing stability improvement)

RST **reclaims** the used test wafers for and returns to semiconductor manufacturers

## Wafer Reclamation

Wafer reclamation is essential for manufacturing semiconductors

Shipment

Reclaim customer's assets

# Wafer Reclaim Business



- Achieve continued growth as a global supplier in the reclaimed wafer industry

## Market Characteristics

### Continued growth in the semiconductor industry

The global semiconductor market is expected to reach **USD 1 trillion** by 2029, growing at a CAGR of approximately 8% from 2025 to 2030\*<sup>1</sup>

\*1 Source: "Semiconductor Market Forecast" by SEMI Japan



### Resilient to economic fluctuations

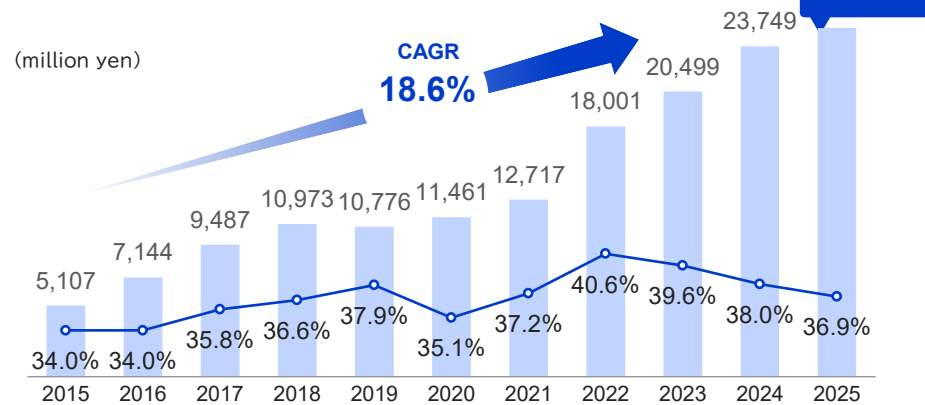
- Used by various applications such as the start-up of semiconductor manufacturing equipment
- When customers become more cost-conscious during a recession, the amount of Reclaimed wafers' input increases  
⇒ **Less susceptible to the silicon cycle**

The reclaimed wafer business is expected to grow more in the future

## Results

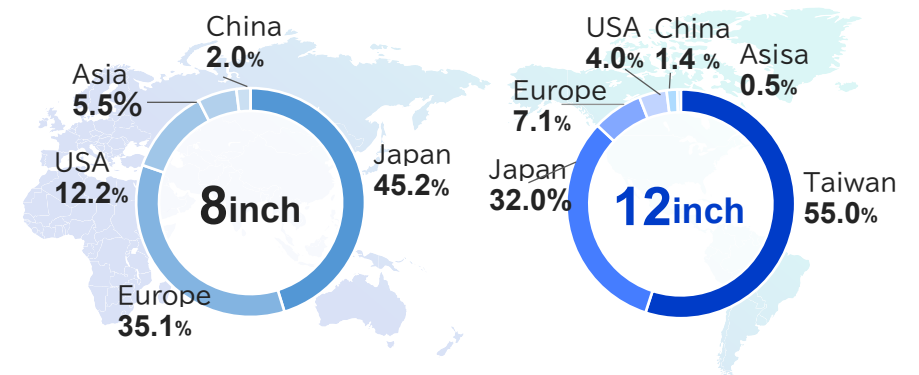
### Performance Trends (Reclaimed Wafer Business)

- Achieve significant growth by expanding production capacity and increasing the manufacturing sites



### Shipping Regions

Securing a wide range of shipping destinations in Japan, Taiwan, Europe and North America



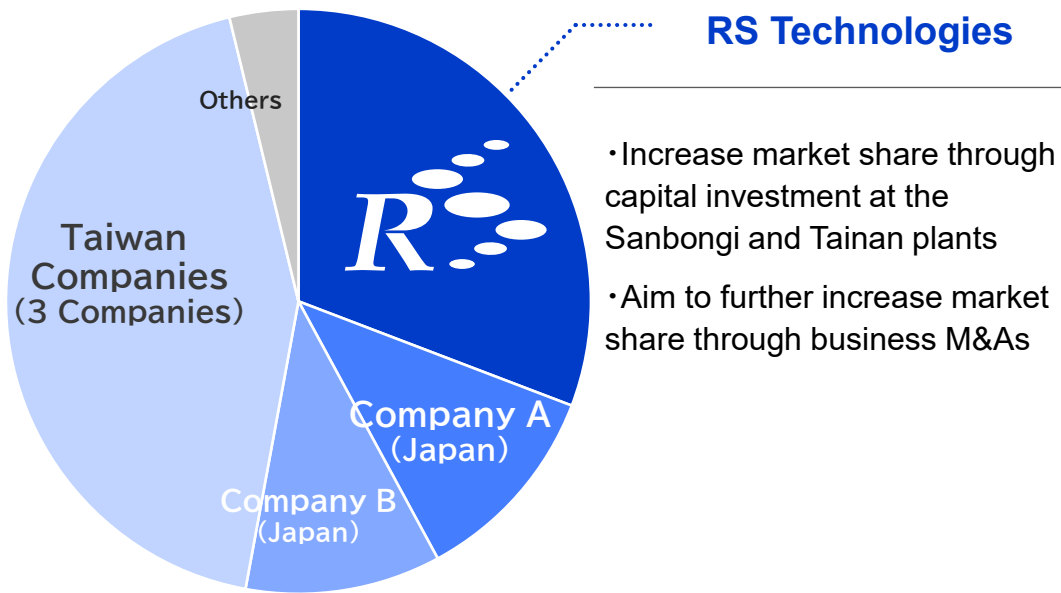
# RS Technologies' market share in reclaimed wafer market



## Global Market Share of Reclaimed Wafers

### RST's Global Market Share in 12 inch Reclaimed Wafer Market

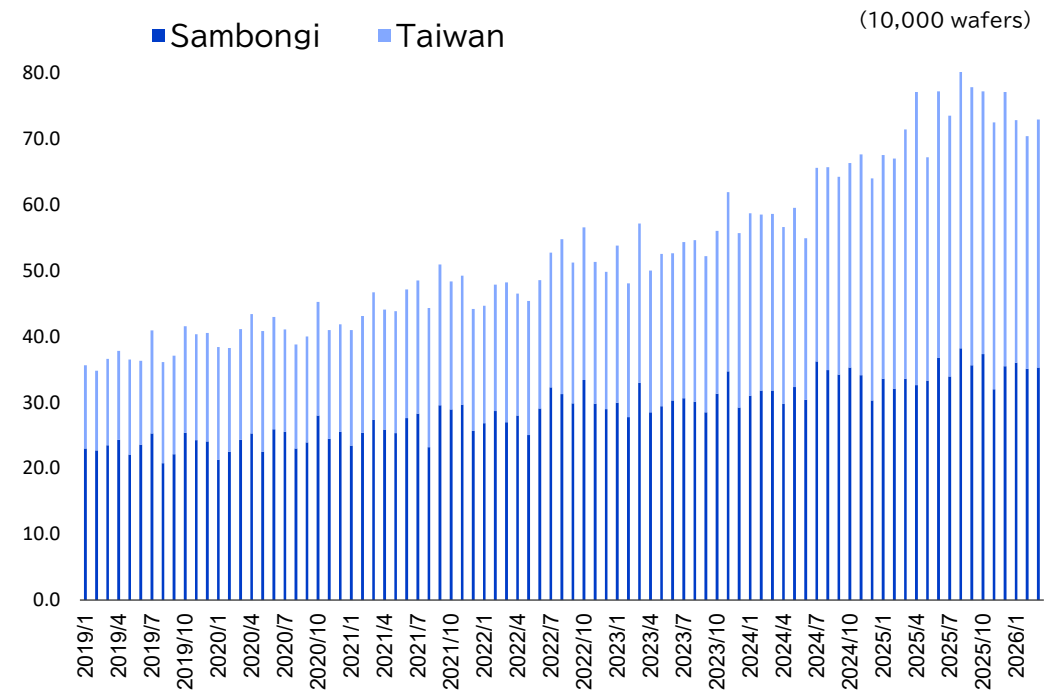
Global Market Share No.1 ( about 31%)



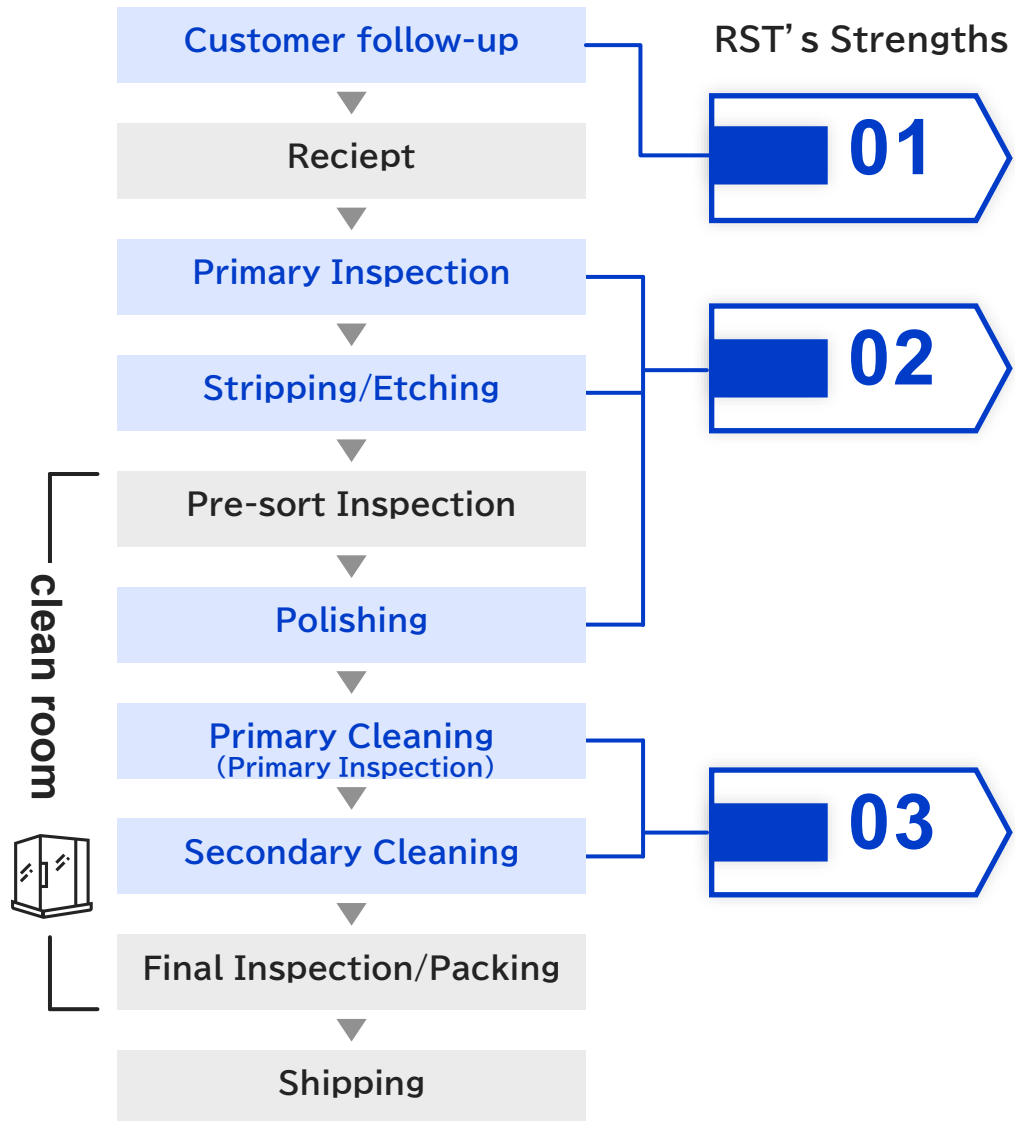
Estimated in our company based on SEMI data

## Shipments at the Sanbongi Plant and Taiwan Plant

### Trends in the number of 12 inch wafers shipped at the Sanbongi Plant and Taiwan Plant



## Wafer Reclaim Business (1)



## Identify exact needs through direct sales system

Communicate directly with all customers  
Make it possible to reduce SGA cost by handling only from Tokyo headquarters

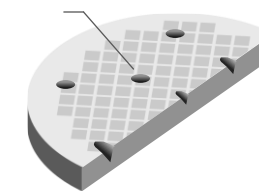
## Strip off all films

Due to chemical treatment, surface damage is minimized


Increase the number of reclamation

More cost reduction possible

Scratches and dents



Inherited original technology from Lasa Industries



Smooth scratches and irregularities on the surface by polishing (polishing).

## Remove metal impurities

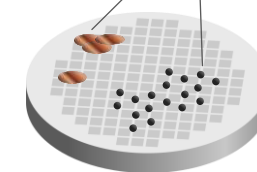
Remove fine dust and dirt from wafer surface by cleaning



Removal of metal impurities

Especially, strong in decontamination and removal of copper (Cu)

• Metal impurities  
• Garbage (particles)



# Demand for Reclaimed Wafers: **New** 12 inch semiconductor Plants

- In the global market, new 12 inch semiconductor plants are under construction in China, Europe, the United States and Japan.
- RST meets new demand for reclaimed wafers through capital investment in Japan, Taiwan and China.



# Sales Structures



- The ratio of reclaimed wafers and sales wafers in the segment continued to be around 7:3.

## Earnings Structure

Sales of Wafer Reclaimed Business

Reclaimed Wafers

(Processing unit price x number of shipments)

We receive used test wafers from semiconductor factories. We polish, clean and return them to the same factory.

Sales Wafers

(Unit selling price x number of units sold)

Spec-out test wafers are purchased from the market and polished by RST. RST sells as new test wafers to semiconductor factories in demand.

After sales wafers (new test wafers) are used, they are recycled at RST and used repeatedly as reclaimed wafers.

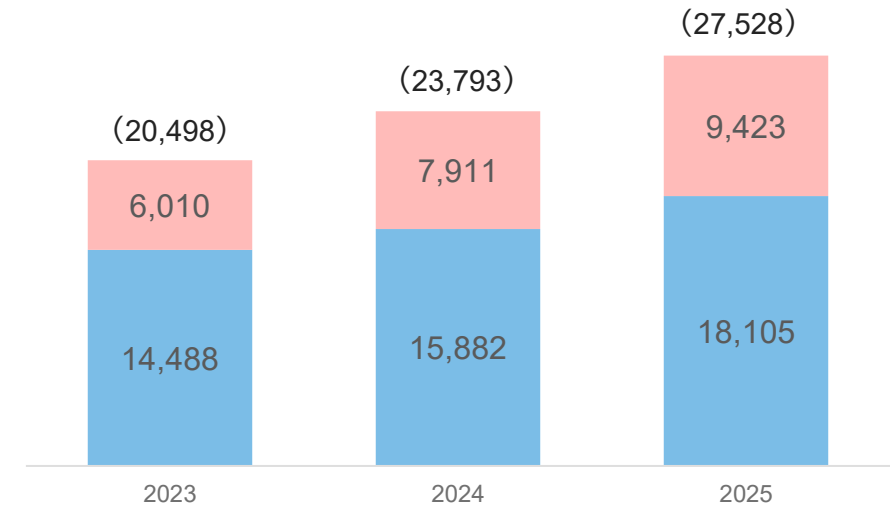


## Breakdown of Sales

(Million JPY)

■ Reclaimed Wafers

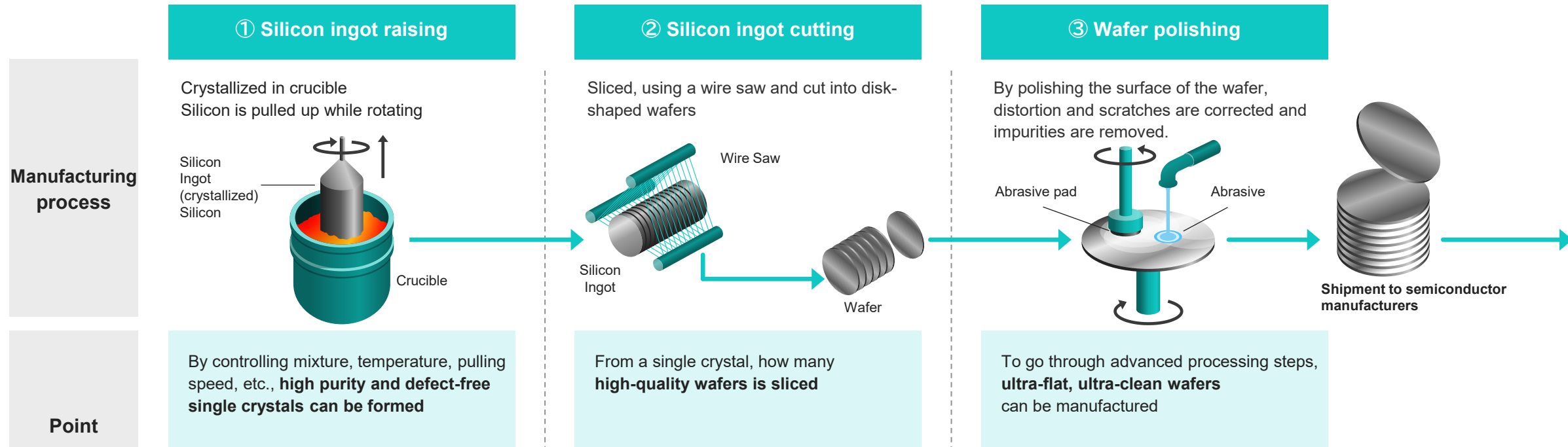
■ Sales Wafers



# Business Profile (3/5 Prime Wafer)



- A prime wafer is a silicon wafer that is a substrate material for semiconductors and used for semiconductor chips.
- Made from 99.999999999% silicon, it has the highest flatness of any material currently on Earth.



**All processes require very high crystal and polishing techniques**

**Market** The silicon wafer market is more than **1 trillion JPY** and will expand further in the future.

# Expansion into the Prime Wafer business



- With a Chinese SOE\* 1 named GRINM, GRINM Semiconductor Material Co., Ltd (GRITEK) was established.

\* (1) State-owned enterprises subject to management and supervision by the central government

## Synergistic between RST and GRITEK


### Strengths



GRITEK's technological capabilities



Benefit from China's semiconductor policy

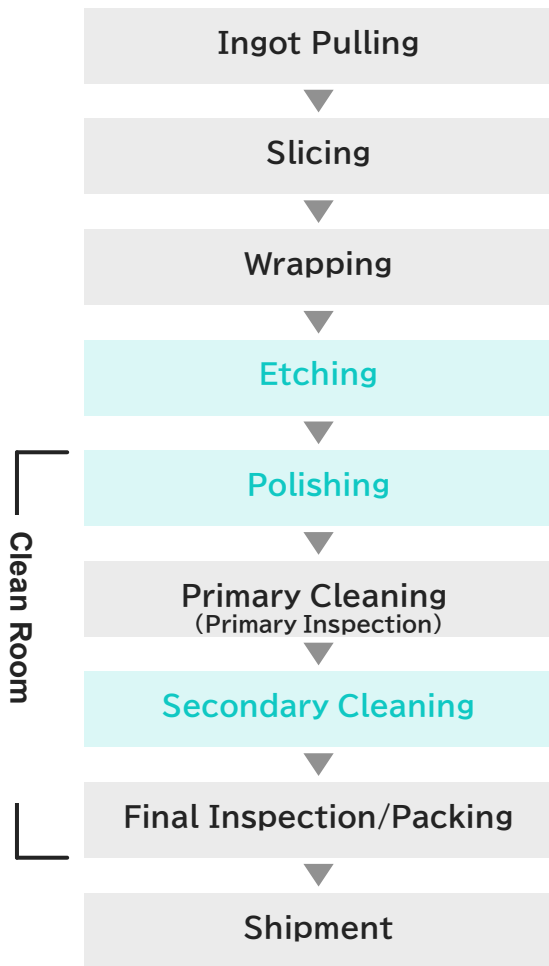


RST's global sales network to sell to global customers



Utilizing RST reclaimed technology

With more than 30 years of knowledge and insight from RST



有研科技集团有限公司 (Grinm)

Founded in 1952, China's largest state-owned research institute in the field of nonferrous metals  
About 2,000 researchers are employed out of about 4,100 employees.

# Business (4/5 Prime Wafer Business in RST)

- In 2018, the company entered the industry through a joint venture with China's largest state-owned research institute in the field of nonferrous metals, GRINM as a consolidated subsidiary, GRINM Semiconductor Material Co., Ltd.(GRITEK)
- Construction of a flagship plant for prime wafers in Shandong Province, China

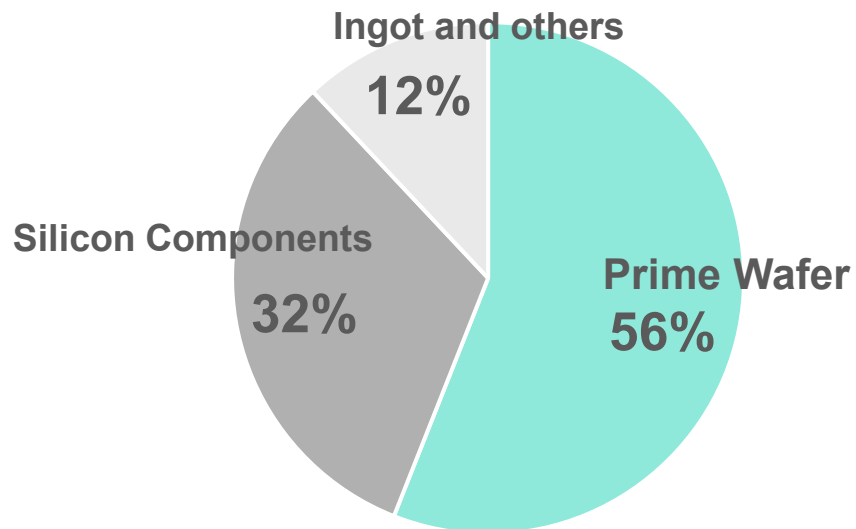


# Sales Structure



- Prime wafers and silicon components manufactured at our Dezhou and Beijing plants in China as its core products.

## Sales Structure of Prime Wafer Business



(FY2026 1Q result)

## Products


### Prime Wafer

Supplies 5, 6, and 8inch prime wafers to EPI houses and semiconductor manufacturers in China



### Silicon Components

Supplies silicon components processed into consumable parts for etching equipment etc to processing manufacturers in China and globally.(End users include etching equipment manufacturers and semiconductor manufacturers.)



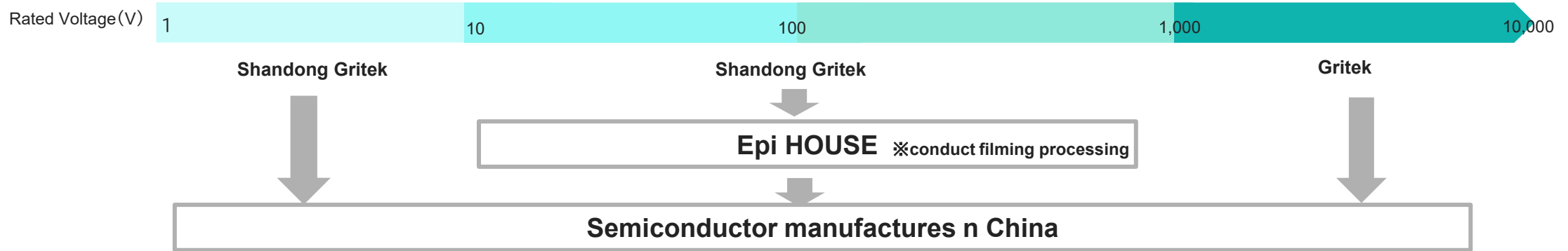
### Ingot and others

Sales of wafer ingots, including FZ ingots, as well as technical consulting services and other related service

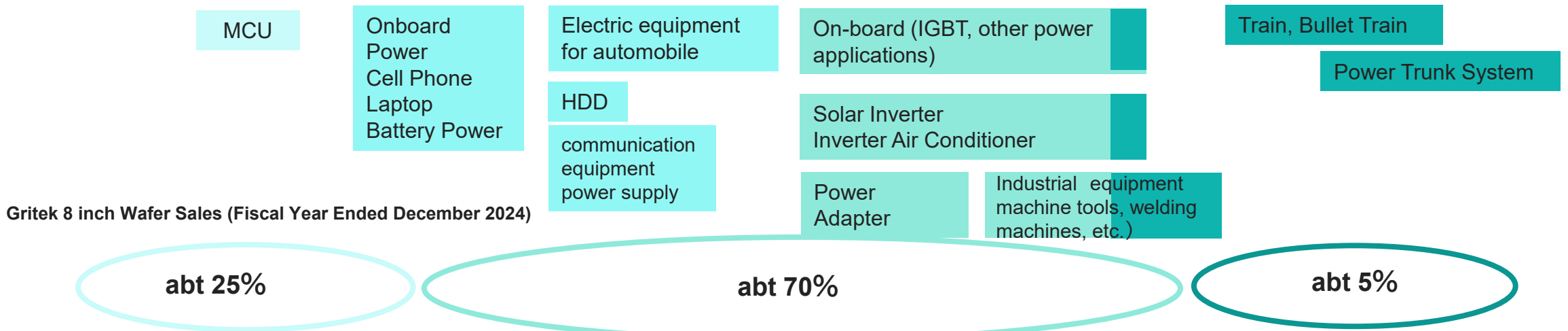
# Image of 8-inch Prime Wafer Commercial Flow and Sales Structures

- Gritek continues to enjoy high profit margins due to its strength in a niche segment in the prime wafer market
- Demand for power semiconductors is on the rise thanks to subsidies for the purchase of home appliances, one of the Chinese government's efforts to revitalize the economy.

## ■Key Commercial Flow Images of Gritek 8-inch Wafers



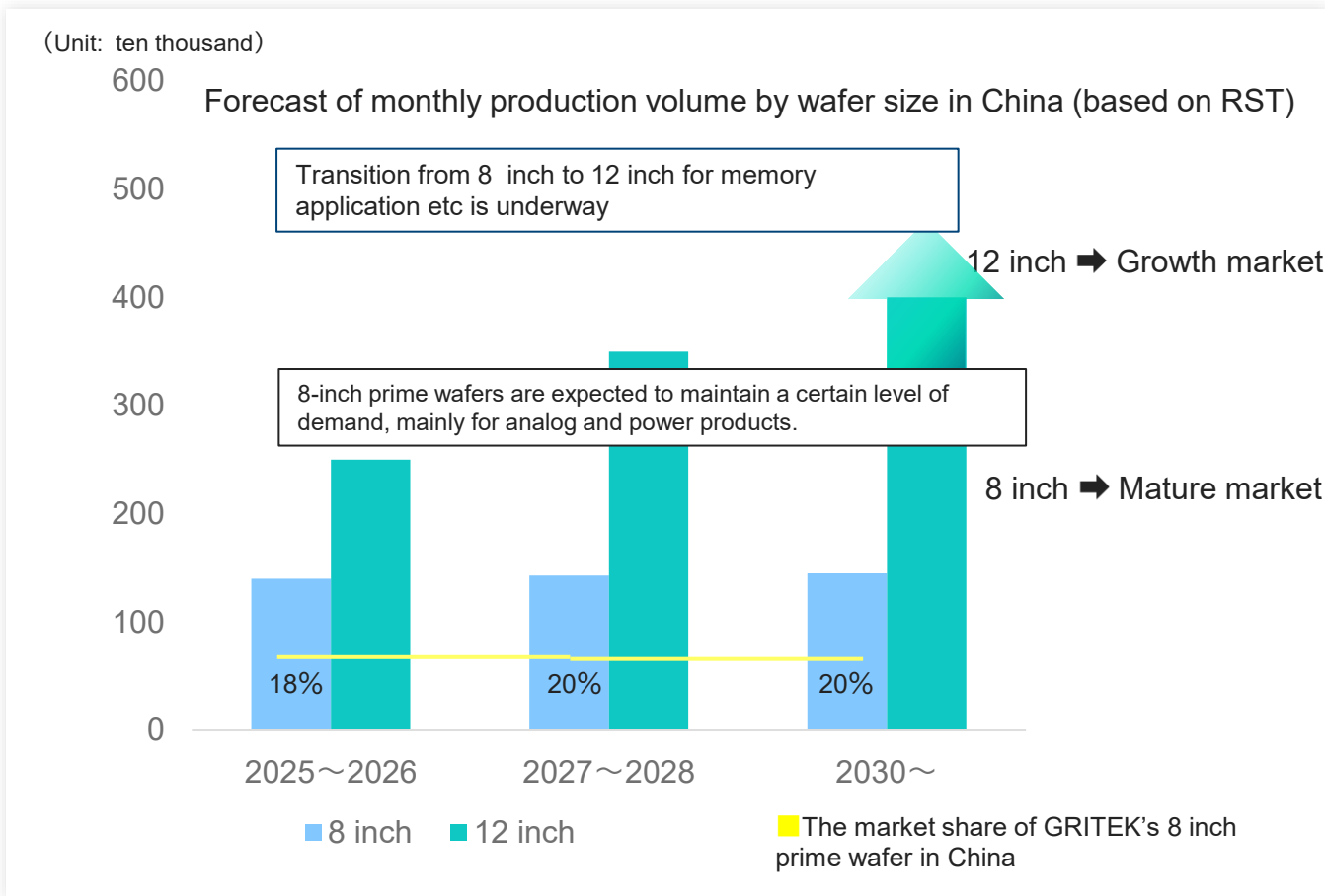
## ■Application



# Prime Wafer Growth Strategy (Forecast)



- Demand for 8 inches is expected to increase slowly through 2028
- Demand for 12 inches is expected to exceed 4 million units per month in 2030.



## 【 Strategy to 2028 】

### ■ 8 inches

Development of new products for high-voltage power semiconductors, Gritek's strength

Strengthen investment to increase production

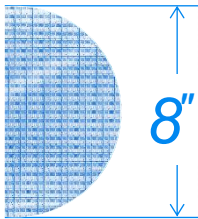
=> Aim for 20% market share in China by 2027 and beyond

### ■ 12 inch

Build mass production system to increase prime wafer shipments in China

=> Aim for 7% market share in China's 12 inch market

## GRITEK



### Business Trend

#### **Achieving High Profitability Management by Specializing in Niche Fields**


- Growth of the overall 8 inch market in China is slowing while Gritek's strength in 8 inch power semiconductor wafers remains strong
- With the rise of 12 inch wafers, unit prices are declining, especially for standard wafers for IGBT and memory applications.

### Key Initiative

#### **Maintain high profitability by upgrading production efficiency**

- Strengthening competitiveness by actively investing in the development of new products
- Upgrading production efficiency and reviewing production management can help GRITEK maintain high operating margin even though unit price goes down

## SGRS



#### **Steadily acquire certification from customers and look ahead to mass production**

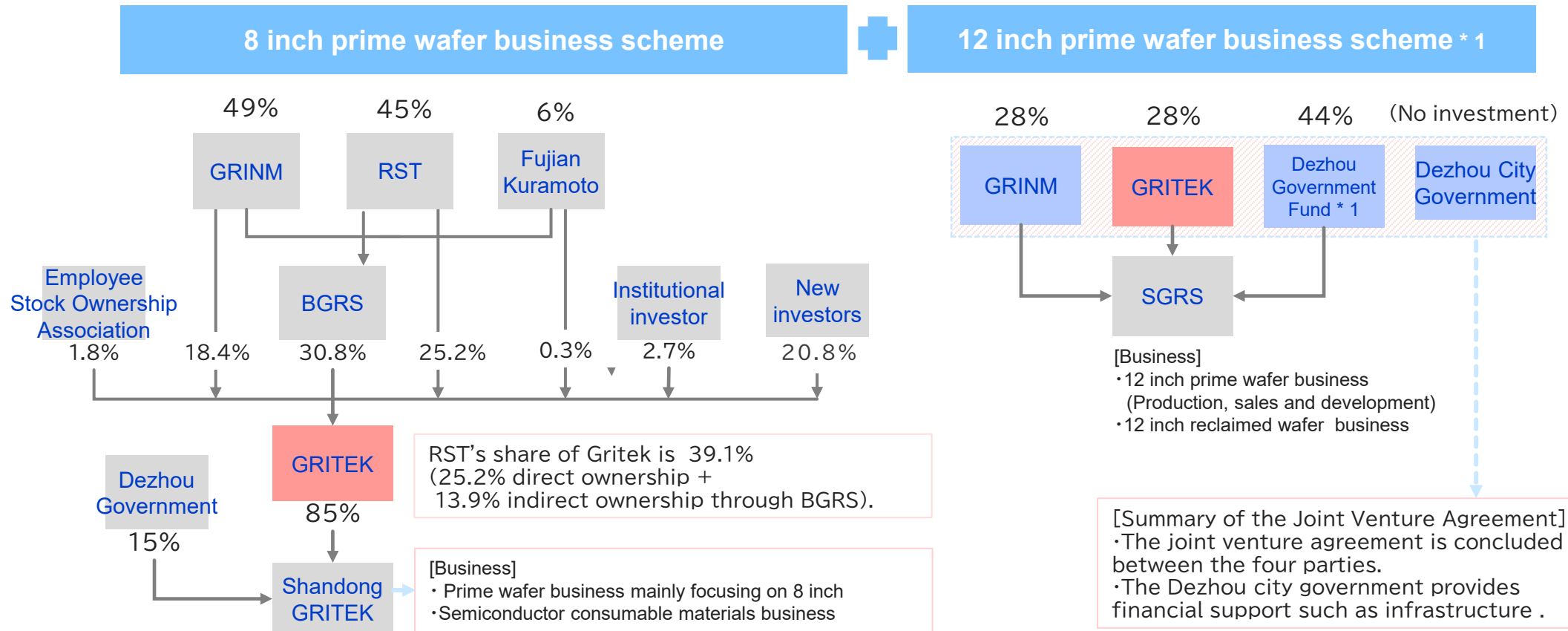
- With the transfer of technology from Gritek, SGRS has expanded its certification of 12 inch wafers for power semiconductors.
- The volume zone of the market has made steady progress in obtaining certification for polished wafers.
- Chinese competitors are operating with huge losses due to excessive investment. SGRS is promoting R & D and capital investment while limiting losses.

#### **Steadily increasing production capacity through investment plans based on market trends**

- Gritek's technology has been transferred to power semiconductors. We will also seek certification for polished wafers in the volume zone.
- Strengthening capital investment and securing human resources in anticipation of mass production shipments

# Business scheme to invest in the prime wafer business

- GRITEK is listed on the Shanghai Stock Exchange, STAR Market (SHA: 688432).
- The below risk-controlled model involving a Chinese sovereign wealth funds



※1 Dezhou Huida Semiconductor Equity Investment Fund Partnership

As of End of March 2026

# Business (5/5 Semiconductor-related equipment and materials Business)

- Manufacture of silicon and quartz consumables for semiconductor manufacturing equipment and sales of scanning acoustic tomograph (SAT), laser diode and electronic components

<b>Business Entity</b>	<b>Manufacturing and sales functions</b>
<b>Overview</b>	<p>Utilizing precision processing technologies for silicon and quartz  <b>Manufacture and sale of consumable materials for semiconductor manufacturing equipment</b></p> <p>(LE System)                  Manufacture and sale of vanadium redox flow electrolytes                  Overall energy solution business including energy storage business</p> <p>(RS Precision Device Huizhou (RSPDH))                  Manufacture and sales of optical pickup modules and in-vehicle camera modules</p> <div style="display: flex; justify-content: space-around; align-items: center;">    </div> <p style="text-align: center; background-color: #d9e1f2; border-radius: 15px; padding: 5px; margin: 10px 0;">Focuses on quartz glass and monocrystalline and polycrystalline silicon products</p> <div style="display: flex; justify-content: space-around;"> <div style="border: 1px solid black; padding: 5px; width: 45%;">Expand sales channels by utilizing global network</div> <div style="border: 1px solid black; padding: 5px; width: 45%;">Continue R &amp; D to enhance product superiority</div> </div> <p style="text-align: center; background-color: #4a7ebb; color: white; padding: 10px; margin-top: 10px;"><b>Sell products globally with competitive edge</b></p>
<b>Action Plan</b>	

<b>Trading company functions</b>
<p>• <b>RS Technologies Co., Ltd.</b></p> <p>• <b>Union Electronics Solutions Co., Ltd.</b> (subsidiary)</p>
<p><b>Sales of the latest products on behalf of overseas markets</b></p> <div style="display: flex; justify-content: space-around; align-items: center; margin: 20px 0;"> <div style="text-align: center;">  <p style="background-color: #d9e1f2; border-radius: 15px; padding: 5px; margin: 5px 0;">Laser Diode</p> <div style="border: 1px solid black; padding: 5px; width: 100%;">Expand product lineup</div> </div> <div style="text-align: center;">  <p style="background-color: #d9e1f2; border-radius: 15px; padding: 5px; margin: 5px 0;">Ultrasonic Imaging System (Hitachi)</p> <div style="border: 1px solid black; padding: 5px; width: 100%;">Expand sales area</div> </div> </div> <p style="text-align: center; background-color: #4a7ebb; color: white; padding: 10px; margin-top: 10px;"><b>Expanding sales and customer segment</b></p>

# Energy Business



- In December 2023, we entered the energy business through M & A. In June 2025, we established RS Energy Co., Ltd., which operates the VRFB electrolyte business in China.

[Energy Business Core Mission]

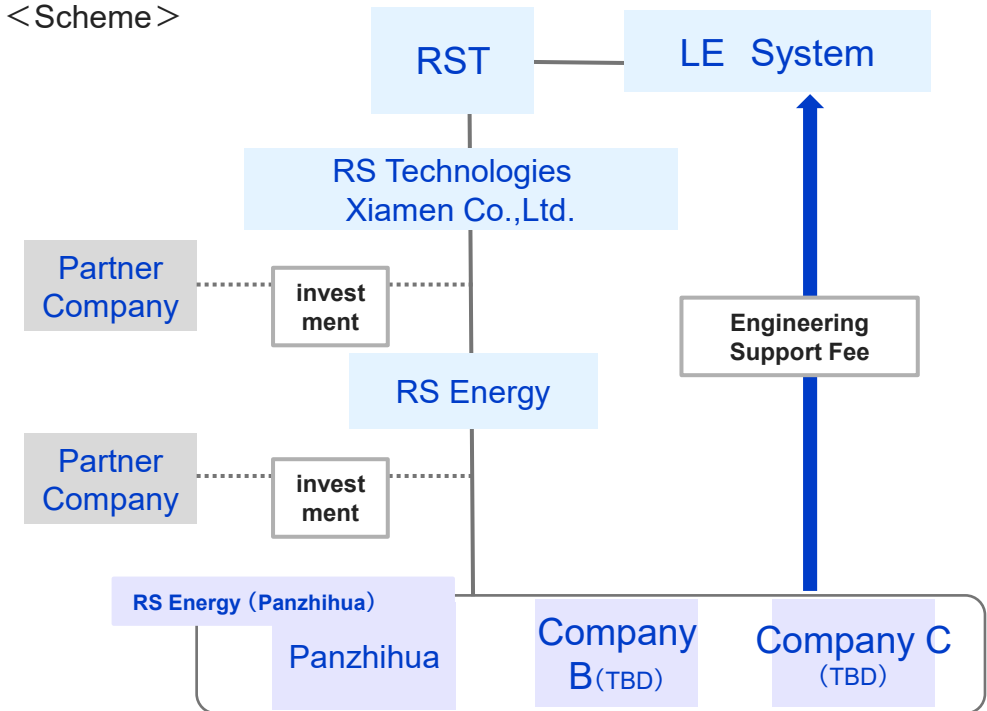


- Become a total energy solutions company leveraging the collective capabilities of the RS Technologies Group
- Contribute to the realization of a sustainable environmental society through the stable supply of VRFB electrolytes with superior safety and longevity

<b>Company Name</b>	LE System Co., Ltd./ RS Energy Co., Ltd
<b>Establishment</b>	October 13 (Date of acceptance: December 2023/June 2025)
<b>Business</b>	Electrolyte production of vanadium redox flow battery Electricity rate optimization consulting, etc.
<b>Address</b>	NT Building, 1-47-1 Ohi, Shinagawa-ku, Tokyo, Japan (The same office with RS Technologies, Inc.)
<b>Manufacturing Base</b>	Fukushima(Japan)、 Panzhuhua(Sichuan Province, China)※Under Construction
<b>President and CEO</b>	Issei Osawa

- From December 2023, the former LE System business was completely succeeded.
- The key technology of the former LE System is technology originated in Japan, and it has received a lot of support including investment by INCJ, Ltd. (Public and Private Sector Fund in Japan).

<Scheme>





## Medium- to Long-term Outlook (Energy Business)

- After 2026 years of business development, we plan to become a total energy solutions company in the medium- to long-term. Promoting medium- to long-term outlook to develop into a business that plays a central role in the Group

Business Domain		Phase 1 2023~	Phase 2 2026 ~	Phase 3 2029 ~
Electrolyte for VRFB	Electrolyte for VRFB	<b>【 Establishment of core business 】</b> Manufacture and sale of electrolyte for VRFB In-house manufacturing (Namie, Panzhihua, and others)		
VRFB General	VRFB system	<b>[Business Expansion]</b> Sales of Electrolyte and Storage Products <ul style="list-style-type: none"> <li>• Wholesale of VRFB systems (cells)</li> <li>• Wholesale of electrical storage products</li> <li>• Manufacture and sale of electrolyte materials</li> </ul>		
Energy related	Energy trading company			
	Power Storage Development			
Energy Solutions	Aggregators	<b>[Long-term Strategy]</b> Integrated Storage Solutions Storage Plant Operation		
	Storage Battery Solutions			

# What is Vanadium Redox Flow Battery (VRFB)?



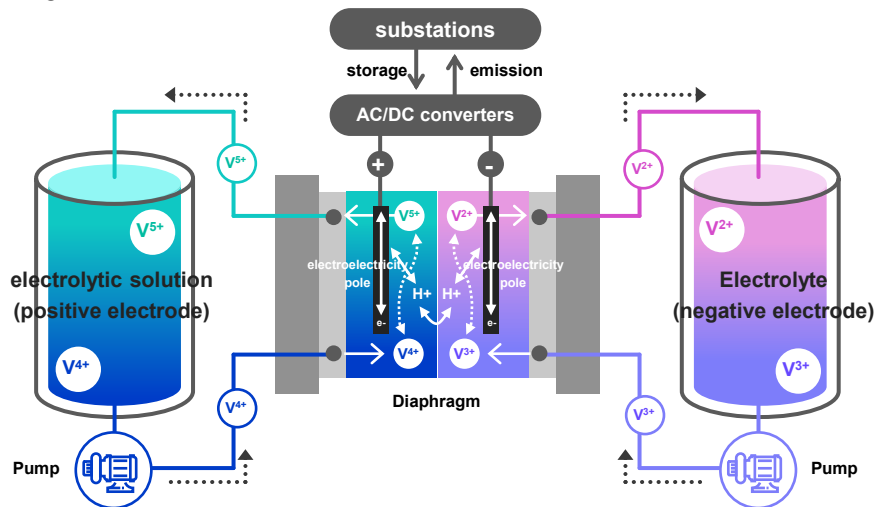
- VRFB is a battery that charges and discharges by circulating and chemically reacting vanadium electrolyte.
- LE system manufactures vanadium electrolyte for VRFB

## Primary Use

Use as large-scale, large-capacity stationary storage batteries for wind and solar power generation

## Mechanism

VRFB realizes charge and discharge by chemical change (redox) of electrolytic solution, while other batteries charge and discharge by chemical change of electrode.



## Features

Since the number of charge and discharge is unlimited and there is no deterioration, it is possible to conduct stable operation over a long period. Moreover, it has high safety and it is well-matched with renewable energy.

<p><b>High Safety</b> nonflammable electrolytes</p>	<p><b>Easy for Expansion</b> charge/discharge time can be designed freely</p>	<p><b>Long Life</b> There is no limit to charge/discharge cycle</p>	<p><b>Cost Reduction</b> Long-term operation provides cost advantage</p>	<p><b>Asynchronous Linkage</b> renewable energy well-matched with VRFB</p>
---	---	---	--	--

VRFB is a high-capacity stationary storage battery with high safety and stable supply suitable for wind and solar power generation, etc.

# Energy Business (Domestic Market Trends)



- Aiming to achieve GX2040 Vision set by the Ministry of Economy, Trade and Industry on February 18, 2025, LE System will continue initiatives for social implementation of VRFB



## What is the GX2040 Vision?

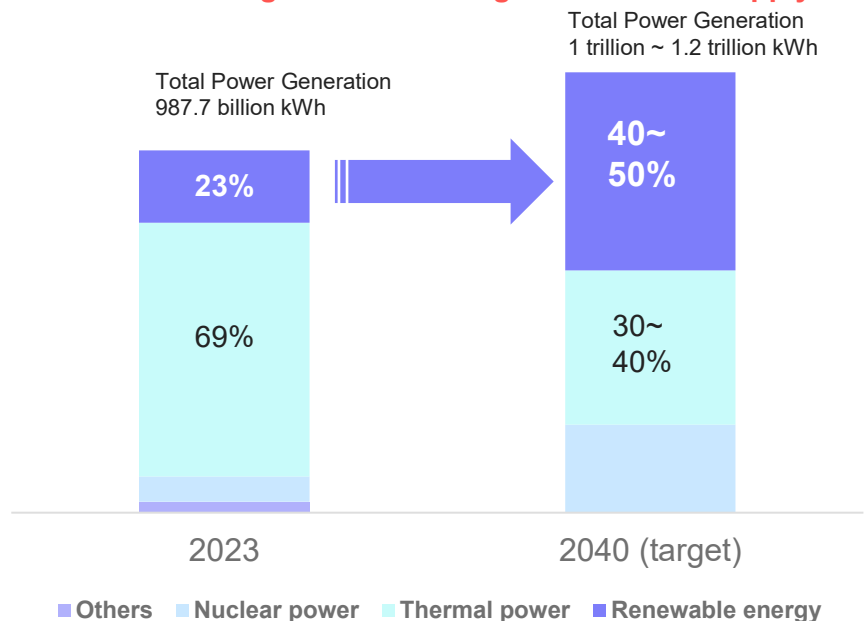
The GX2040 Vision is a strategic vision for Japan to achieve a decarbonized society and sustainable economic growth by 2040.

Seventh Basic Energy Plan is “To achieve a 73% reduction in greenhouse gas emissions by fiscal 2040 (compared to fiscal 2013 levels), position renewable energy as the “largest power source” for the first time, with a target of about 40 ~ 50%”

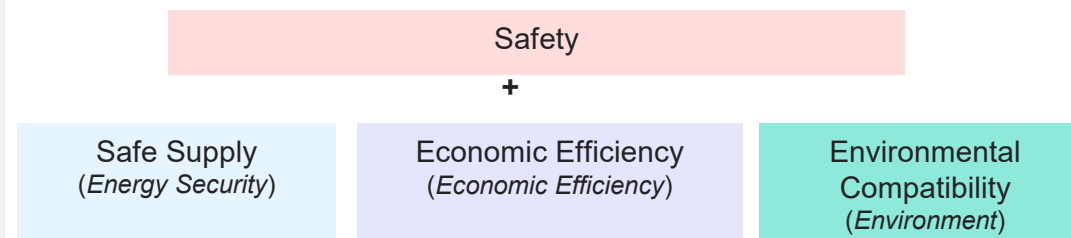
### [Energy Composition in Japan]

Renewable energy is expected to **increase by approximately 320 billion kwh from 2023**

= **Demand for storage batteries will grow for stable supply**



### [Basic Principle of Energy Policy: “S+ 3E” ]



### [Efforts of LE Systems to Deploy VRFBs that Meet S+ 3E]

One of the Key Issues in Achieving the 2040 Vision  
**「Stable Supply of Renewable Energy」**

**We anticipate opportunities for VRFBs to contribute to large storage systems**



- Established RS Energy (Shandong) Co., Ltd. an energy-related subsidiary of subsidiary in China, in June 2025
- The Panzihua Plant established with a partner company as a joint venture is under construction in China

## China Market Trends

### 2025 China VRFB Project Information



Source: Based on RST data

### January 28, 2026 Completion ceremony of Panzihua Plant Aiming to start operation in 2026



# RS Precision Devices (Huizhou) Co., Ltd. (RSPDH)



- Succeeded optical pickup module and in-vehicle camera module manufacturing and sales business through M & A in December 2024
- In addition to the existing optical pickup module business, the new in-vehicle camera module business will be launched to further expand the business.
- Expect to expand sales channels by leveraging our company's strength in the Chinese market

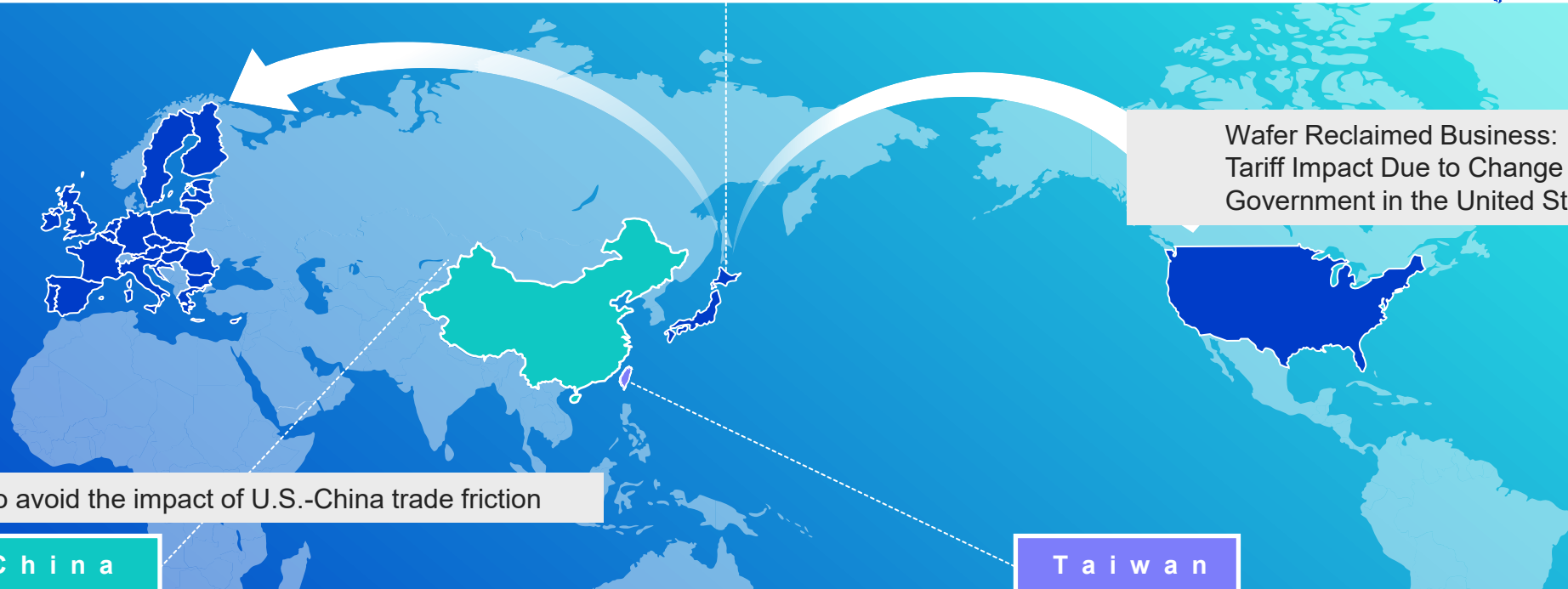


<b>Company Name</b>	RS Precision Devices (Huizhou) Co., Ltd. (RSPDH)
<b>Established</b>	November 20, 1995 (Date of business succession: December 2024)
<b>Capital</b>	555 million yuan
<b>Business Profile</b>	Optical Pickup Module Manufacture and sale of in-vehicle camera module
<b>Address</b>	Zhonggao New District, Huizhou, Guangdong Province, China

# Regional strategies

Japan, North America and Europe

**Sanbongi Factory** (Japan's flagship factory) covers mainly North America, Europe and Japan



Wafer Reclaimed Business:  
Tariff Impact Due to Change of  
Government in the United States

Strategy to avoid the impact of U.S.-China trade friction

China

Prime wafers at present  
is sold mainly in China



Taiwan

Taiwan plant covers  
Semiconductor foundry companies  
based in in Taiwan



- In March 2022, we changed our organizational structure to a company with an audit and supervisory committee to strengthen our governance structure

## Directors



**Nagayoshi Ho**  
**CEO**

1998: founded Eiki Shoji Co., Ltd  
2010: RS Technologies's CEO(current)  
CEO of DG Technologies,  
Chairperson of subsidiaries in Taiwan  
and China



**Satoru Endo**  
**Director**  
**CEO (Manufacturing/ Engineering)**

1991: Rasa Industries  
2011: RS Technologies (RST)  
2017: RST's director (current)  
DG Technologies' director  
Chairperson of subsidiaries in Taiwan and China



**Issei Osawa**  
**Director**

2006: Eiki Shoji  
2012: RS Technologies (RST)  
2023: RST's director(current)  
CEO of LE System



**Kiyohide Tomatsu**  
**Director/Senior Executive**  
**Officer/CSO/CAO**

2020: Kiraboshi Bank  
2023: RS Technologies (RST)  
2024: RST's director(current)  
Chairperson of RSPDH

## Independent Outside Director

### Taro Izawa

Director  
1981: TOPPAN  
2024: RST's director(current)

### Hiroyuki Kanamori

Director, Audit and Supervisory Committee Member  
1988: Asahi Shinwa (currently KPMG Azsa)  
2022: RST's director (current)  
President of Kanamori Certified Public Accountants Office  
Representative of Minato Certified Public Accountants Joint  
Office  
Outside Director of a listed company

### Natsuko Shimizu

Director, Audit and Supervisory Committee  
Member  
2005: attorney registration  
2022: RST's director(current)  
Established Shimizu-Aragaki Law Offices Joint counsel  
Outside director of a listed company

### Cuiping Zhang

Director, Audit and Supervisory Committee  
Member  
2004: attorney registration in China  
2011: Registered Foreign Lawyer (Chinese Law)  
Nishimura & Asahi Partner of Foreign Law Joint  
Enterprise  
2022: RST's director(current)

# Strengths of Nagayoshi Ho

- President and CEO, Nagayoshi Ho has used the knowledge accumulated in Japan for more than 20 years. His strength includes **ability to sell, network, partner and fund globally**
- He has assembled a team of professionals from a broad range of fields, including advanced technology and finance.



## Nagayoshi Ho

- Born in 1970 in Fujian Province, China
- Josai International University : Ph.D in Business Administration
- 1998: He established Eiki Shoji Co.,Ltd
- 2010: He established RS Technologies Co.,Ltd
- Naturalized in Japan in 2014

### Specialty

M & A, Business Alliance

### Favorite Maxim

Where there is a will, there is a way

### Note

- He came to Japan after graduating from high school. He has invested in various industries such as fund, trade, hotel, IT, and agriculture in addition to semiconductor business.
- Based on his belief that "Japan's manufacturing is the best in the world," he has been traveling around the world to spread his belief.

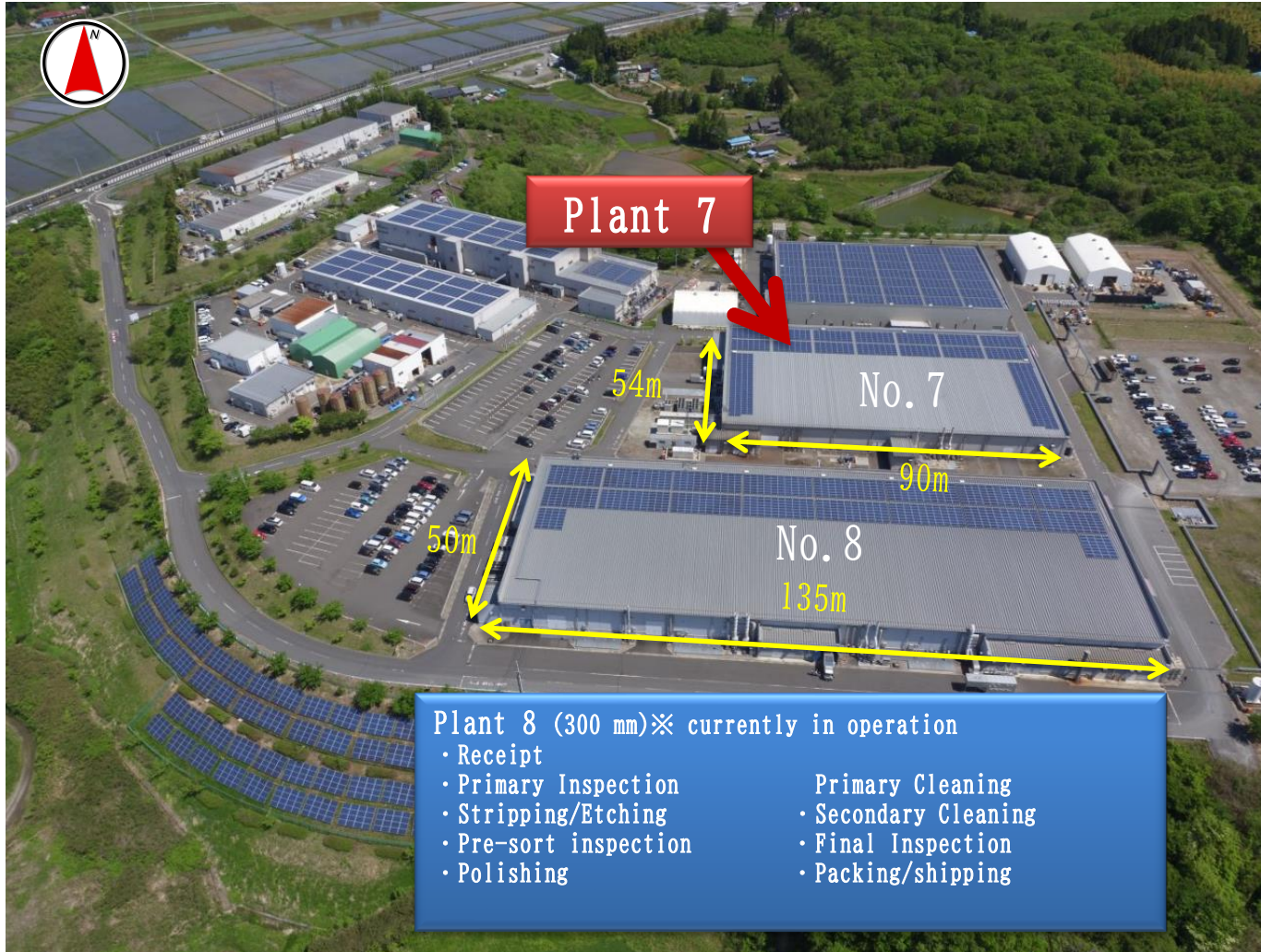
# Appendix

04

# Sanbongi Plant (RS Technologies, Reclaimed Wafer Business)



- Jan. 2011: Started operations of Sanbongi Factory Plant
- With the acceleration of growth in semiconductor market, Plant 7 will re-start operations to meet the growing demand.
- Mass production at Plant 7 is scheduled to begin in FY2026



Company name	RS Technologies, Co.,Ltd.
Establishment	December 2010
Product	5, 6, 8, 12 inch Reclaimed Wafer
Production capacity	8 inch : 150,000 wafers per month 12 inch : 340,000 wafers per month Plant 7 Capital Investment Plan 2026: 40,000 wafers per month 2027: 120,000 wafers per month 2028: 300,000 wafers per month
Address	Osaki City, Miyagi Prefecture, Japan
Certification	ISO9001, ISO14001

# Tainan Plant (RSTW, Reclaimed Wafer Business)



- Dec. 2015: Production commenced at RSTEC Semiconductor Taiwan Co., Ltd. (RSTW).
- From 2027, Plant 2 will start operation



Company name	RSTEC Semiconductor Taiwan Co., Ltd
Establishment	December 2015
Product	12 inch Reclaimed Wafer
Production capacity	12 inch: 270,000 wafers per month New Plant Capacity (Plant 2) 2027: 50,000 wafers per month 2028: 200,000 wafers per month 2029: 250,000 wafers per month 2030: 300,000 wafers per month
Address	Tainan, Taiwan
Certification	ISO9001, ISO14001

# Dezhou Plant (Shandong GRITEK, 8-inch Prime Wafer Business)



- Aug. 2018: Shandong GRITEK Co.,Ltd(Shandong GRITEK, a consolidated subsidiary of GRITEK) was established.
- Oct. 2020: The Dezhou plant started prime wafer production.




Company name	Shandong GRITEK Co., Ltd.
Establishment	October 2020
Product	5,6,8 inch Prime Wafer
Production capacity	5 inch: 50,000 wafers per month 6 inch: 200,000 wafers per month 8 inch: 250,000 wafers per month
Address	Dezhou city, Shandong, China
Certification	ISO9001, ISO14001

# SGRS Research and Development Center (SGRS, 12 inch Prime Wafer Business)



- Mar. 2020, GRINM RS Semiconductor Materials Co., Ltd. (SGRS) was established.
- In 2021, R&D line for 12 inch prime wafer (10,000 wafers per month) was established.



<b>Company name</b>	GRINM RS Semiconductor Materials Co., Ltd.
<b>Establishment</b>	March 2020
<b>Products</b>	① 12 inch Prime Wafer ② 12 inch Reclaimed Wafer
<b>Production capacity</b>	① 100,000 wafers per month 10,000 wafers per month (R&D line) ② 50,000 wafers per month
<b>Address</b>	-Dezhou, Shandong, China -Beijing, China

# Kamisu Plant and Kurihara Plant (DG Technologies)





- In January 2019, DG Technologies became a consolidated subsidiary of RS Technologies.
- To meet growing demand, DG Technologies increases production through capital investment and the improvement of productivity.



Company Name	DG Technologies Co., Ltd.
Commencement of operation	May 2021
Product	For dry etching equipment Consumable member made of quartz and silicon
Address	Kurihara City, Miyagi Prefecture
Certification	ISO9001, ISO14001



Company Name	DG Technologies Co., Ltd.
Establishment	October 1981
Product	For dry etching equipment Consumable member made of quartz and silicon
Address	Kamisu City, Ibaraki Prefecture
Certification	ISO9001, ISO14001



# Namie Plant (LE System)



- In December 2023, RST completely succeeded the electrolyte manufacturing business <sup>\*1</sup> of the former LE System.

<sup>\*(1)</sup> The key technology of the former LE System is technology that originated in Japan, and has received a lot of support including investment by INCJ Co., Ltd. (Public and Private Sector Fund in Japan).



Namie Plant in Namie, Fukushima, Japan (Constructed in 2021)



Office in Tsukuba City, Ibaraki Prefecture  
(Constructed in 2013. Technical research/pilot plant)

Company name	LE System Co., Ltd.
Establishment	October 13, 2023 (Business Succession Date: December 2023)
Business Profile	Electrolyte for vanadium redox flow batteries
Production capacity	5,000m <sup>3</sup> per year
Location	Namie-machi, Fukushima Prefecture (Plant) Tsukuba City, Ibaraki Prefecture (office)

# Principal financial statements (Profit and Loss Trend)



(Million Yen)	2016	2017	2018	2019	2020	2021	2022	2023	2024	2025
Sales	8,864	10,932	25,478	24,501	25,561	34,620	49,864	51,893	59,200	76,707
Gross profit	2,544	4,252	8,366	7,940	8,681	11,870	18,432	17,413	19,380	23,585
SG & A expenses	958	1,269	2,615	3,223	4,151	4,995	5,413	5,519	6,271	9,303
Operating income	1,585	2,982	5,751	4,717	4,530	6,874	13,018	11,894	13,108	14,281
Ordinary income	1,444	3,159	6,141	5,416	5,252	8,832	15,500	14,921	15,668	16,635
Net income (* 1)	861	2,113	3,620	3,035	2,824	3,303	7,739	7,703	9,446	9,297
Dividends (yen) (* 2)	10	5	10	15	20	25	35	30	35	45
Capital investment	209	95	1,328	4,809	12,409	7,827	5,379	5,999	8,786	8,419
Depreciation	682	714	1,298	1,814	1,674	2,942	3,498	3,774	4,199	5,547
R&D expenses	85	183	501	449	929	1,308	1,657	1,764	1,647	1,916
Number of employees	373	434	1,159	1,277	1,187	1,333	1,533	1,534	2,614	2,744

# Principal financial statements (Balance Sheet Trend)



(Million Yen)	2016	2017	2018	2019	2020	2021	2022	2023	2024	2025
<b>Assets</b>										
<b>Current Assets</b>	5,348	7,388	26,074	32,760	32,626	45,804	90,470	96,409	124,894	135,354
Cash and deposits	1,952	3,243	14,879	22,156	19,082	25,438	67,939	70,758	85,224	96,771
Notes and accounts receivable-trade	2,531	2,916	6,958	6,047	6,321	9,517	11,651	12,673	23,417	22,322
Goods and products	348	446	1,343	1,713	2,116	2,783	3,833	6,507	6,678	5,677
<b>Non-current Assets</b>	5,333	4,843	10,516	15,873	26,124	33,206	37,084	44,256	57,252	69,867
Property, factory, and equipment assets	5,152	4,674	8,963	14,635	24,146	29,023	31,285	35,326	45,575	49,485
Intangible fixed assets	23	19	1,099	732	527	417	270	266	689	669
Investments and other assets	158	149	453	506	1,451	3,766	5,529	8,663	10,987	19,712
<b>Total assets</b>	<b>10,682</b>	<b>12,231</b>	<b>36,591</b>	<b>48,634</b>	<b>58,750</b>	<b>79,010</b>	<b>127,554</b>	<b>140,666</b>	<b>182,146</b>	<b>205,222</b>
<b>Liabilities</b>										
<b>Current Liabilities</b>	2,993	3,370	4,979	7,252	12,631	14,171	17,622	18,265	34,804	31,286
Notes and accounts payable	283	398	1,554	1,614	2,871	4,317	6,466	5,174	8,302	9,890
interest-bearing debt	1,538	1,277	976	1,730	1,728	3,244	4,888	3,502	9,364	7,300
<b>Non-current Liabilities</b>	4,317	3,335	2,474	5,400	5,754	9,827	8,458	6,973	11,794	20,605
interest-bearing debt	3,662	2,798	1,872	3,373	2,780	6,170	4,480	3,162	2,915	16,140
<b>Total Liabilities</b>	<b>7,310</b>	<b>6,705</b>	<b>7,453</b>	<b>12,652</b>	<b>18,385</b>	<b>23,999</b>	<b>26,081</b>	<b>25,238</b>	<b>46,598</b>	<b>51,891</b>
<b>Net Asset</b>										
Net assets	3,371	5,526	29,137	35,981	40,365	55,011	101,473	115,428	135,548	153,331
<b>Total liabilities and net assets</b>	<b>10,682</b>	<b>12,231</b>	<b>36,591</b>	<b>48,634</b>	<b>58,750</b>	<b>79,010</b>	<b>127,554</b>	<b>140,666</b>	<b>182,146</b>	<b>205,222</b>

# Principal financial statements (Segment Trend)

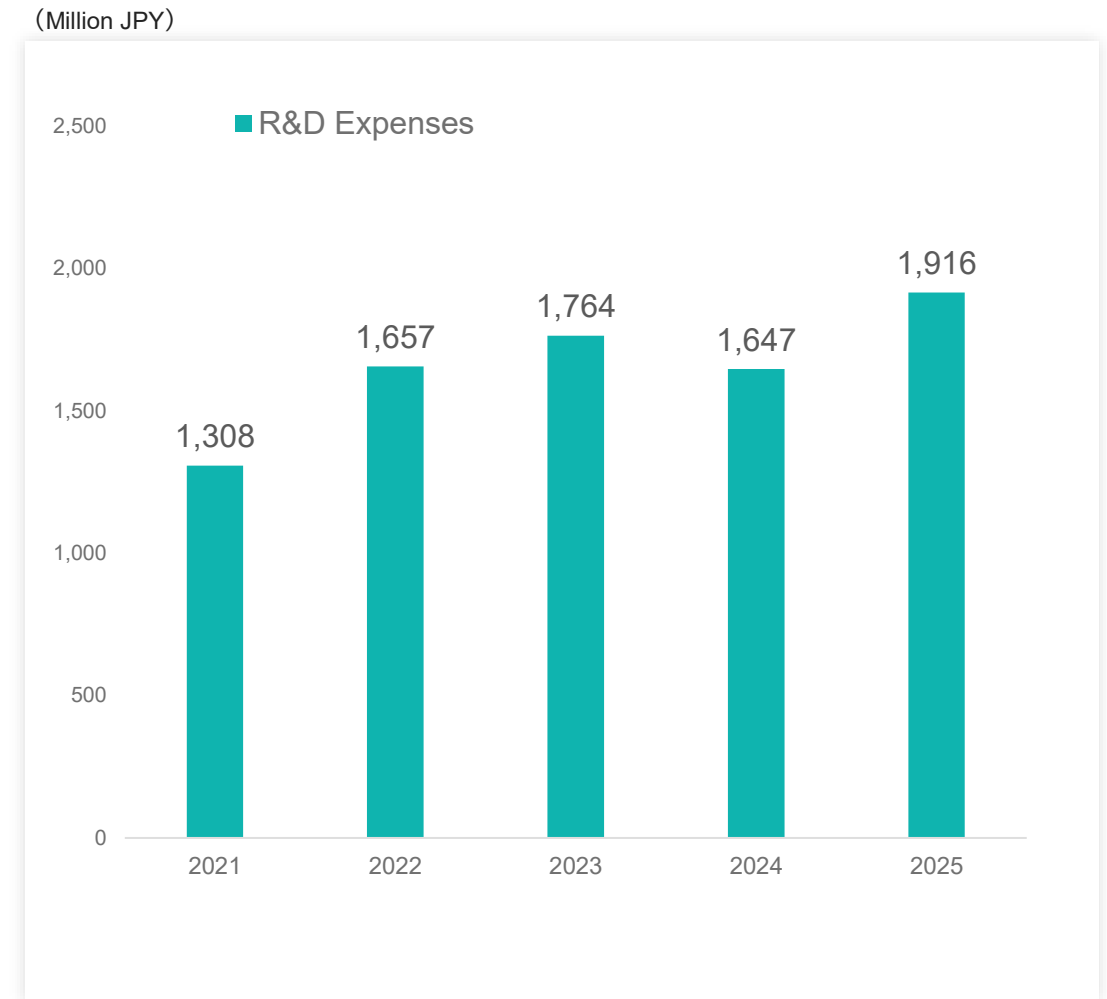
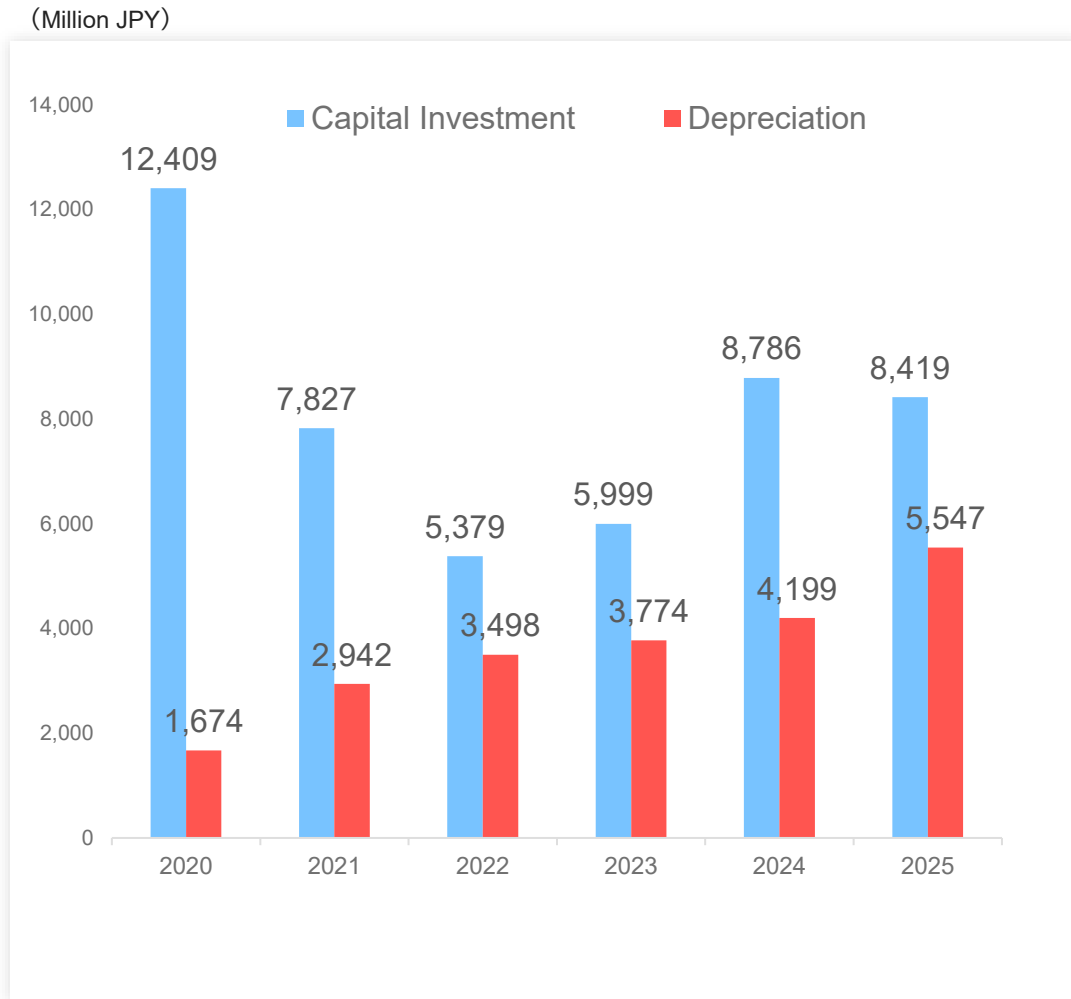


(Million JPY)	2016	2017	2018	2019	2020	2021	2022	2023	2024	2025
<b>Sales</b>										
Reclaimed Wafer Business	7,144	9,487	10,973	10,776	11,461	12,717	18,001	20,499	23,794	27,529
Prime Wafer Business	–	–	11,918	10,058	8,755	14,780	22,752	18,736	20,443	20,893
Semiconductor-related equipment and material Business	1,654	1,393	2,918	4,047	6,272	8,450	11,265	14,057	16,283	30,469
Other adjustments	66	52	△331	△380	△927	△1,327	△2,154	△1,399	△1,320	△2,185
<b>Segment Profit</b>										
Reclaimed Wafer Business	1,765	3,396	4,011	4,081	4,027	4,731	7,312	8,114	9,059	10,167
Prime Wafer Business	–	–	2,048	1,503	1,041	2,539	5,995	3,742	4,743	4,159
Semiconductor-related equipment and material Business	230	130	366	171	211	382	914	882	884	1,624
Other adjustments	△409	△543	△675	△1,038	△749	△778	△1,203	△844	△1,578	△1,669
<b>Segment Assets</b>										
Reclaimed Wafer Business	5,657	8,120	9,150	10,336	11,698	14,302	18,530	21,833	26,163	32,705
Prime Wafer Business	–	–	21,313	29,311	35,697	53,202	95,788	100,768	116,144	123,166
Semiconductor-related equipment and material Business	1,137	1,305	1,939	3,179	5,387	7,310	6,801	8,775	31,014	30,538
Other adjustments	3,887	2,805	4,315	5,806	5,968	4,243	6,435	9,290	8,823	18,811

# Trends in R & D Expenditures and Capital Expenditures



- Continued capital investment and R & D for further growth



The content of these materials was prepared based on generally recognized economic potential and certain assumptions considered reasonable by the Company but is subject to revision without notice due to changes in various business environments affecting management.

Materials and information provided for this announcement contain forward-looking statements. This information is based on assumptions pertaining to the current outlook, forecasts and risks, and contains uncertainties that could result in different outcomes.

Even in the case of new information, future events, or other relevant matters, the Company is under no obligation to update or revise the forward-looking statements contained in this material.