

Consolidated Financial Results for FY2/24
(March 1, 2023 – February 29, 2024)

Financial Results Presentation



© 2024 Legendary and Warner Bros. Entertainment Inc. All Rights Reserved.

Monday, April 15, 2024



Entertainment for YOU

— 世界中のお客様に 感動を —

Overview of Operating Results for FY2/24

	FY2/23 (Mar. 2022 - Feb. 2023)	FY2/24 (Mar. 2023 - Feb. 2024)	YoY	Percentage changes
Operating revenue	¥244,295 million	¥283,347 million	¥39,052 million	16.0% ↗
Operating profit	¥44,880 million	¥59,251 million	¥14,371 million	32.0% ↗
Ordinary profit	¥47,815 million	¥63,024 million	¥15,209 million	31.8% ↗
Profit attributable to owners of parent	¥33,430 million	¥45,283 million	¥11,852 million	35.5% ↗

Overview of Operating Results for FY2/24

[TOHO VISION 2032 - Toho Group Management Strategy]

In April 2022, we formulated the "TOHO VISION 2032 - Toho Group Management Strategy" in preparation for our 100th-anniversary milestone. This strategy is composed of the "Long-Term Vision 2032" and the specific measures for the next three years outlined in the "Medium-Term Management Plan 2025." We remain committed to working towards sustainable growth and enhancing our corporate value in the medium to long term.

In the fiscal year under review, we achieved the numerical targets set out in the Medium-Term Management Plan 2025. The targets are "Record high operating income of 52.8 billion yen" and "ROE (return on equity) of 8% or more".

[Overview of the Q4 Operating Results]

In the Production and Distribution business, sales and profits increased thanks to some big hits such as "GODZILLA MINUS ONE", which has been distributed since Q3 and is a blockbuster not only in Japan but also in North America, as well as "SPY x FAMILY CODE: White" and "Haikyu! The Dumpster Battle".

In the Movie Theater Chain business, sales and profits increased driven by the success of the above-mentioned films distributed by us and "あの花が咲く丘で、君とまた出会えたら。".

In the Production and Licensing business, TOHO animation works such as "SPY×FAMILY," "JUJUTSU KAISEN," "My Hero Academia" and "Haikyu!!" and others performed well thanks to divergent developments including video distribution, merchandising rights, and packaging sales. This growth resulted in significant increases in sales and profit, driving the Company's overall performance.

In the Cinema business as a whole, we achieved growth in sales and profits YoY thanks to the factors mentioned above.

In the Theatrical business, sales and profits increased thanks to the strong performance of "Act ONE" at the Imperial Theatre, "VOICARION XVII~The Spoon~" at the Theatre Creation, and "Beethoven's Secret" at the Nissay Theatre, and other works.

In the Real Estate business, sales and profits increased due to the successful operation of new properties, including "TOHO HIBIYA PROMENADE BUILDING," despite increased depreciation and other expenses.

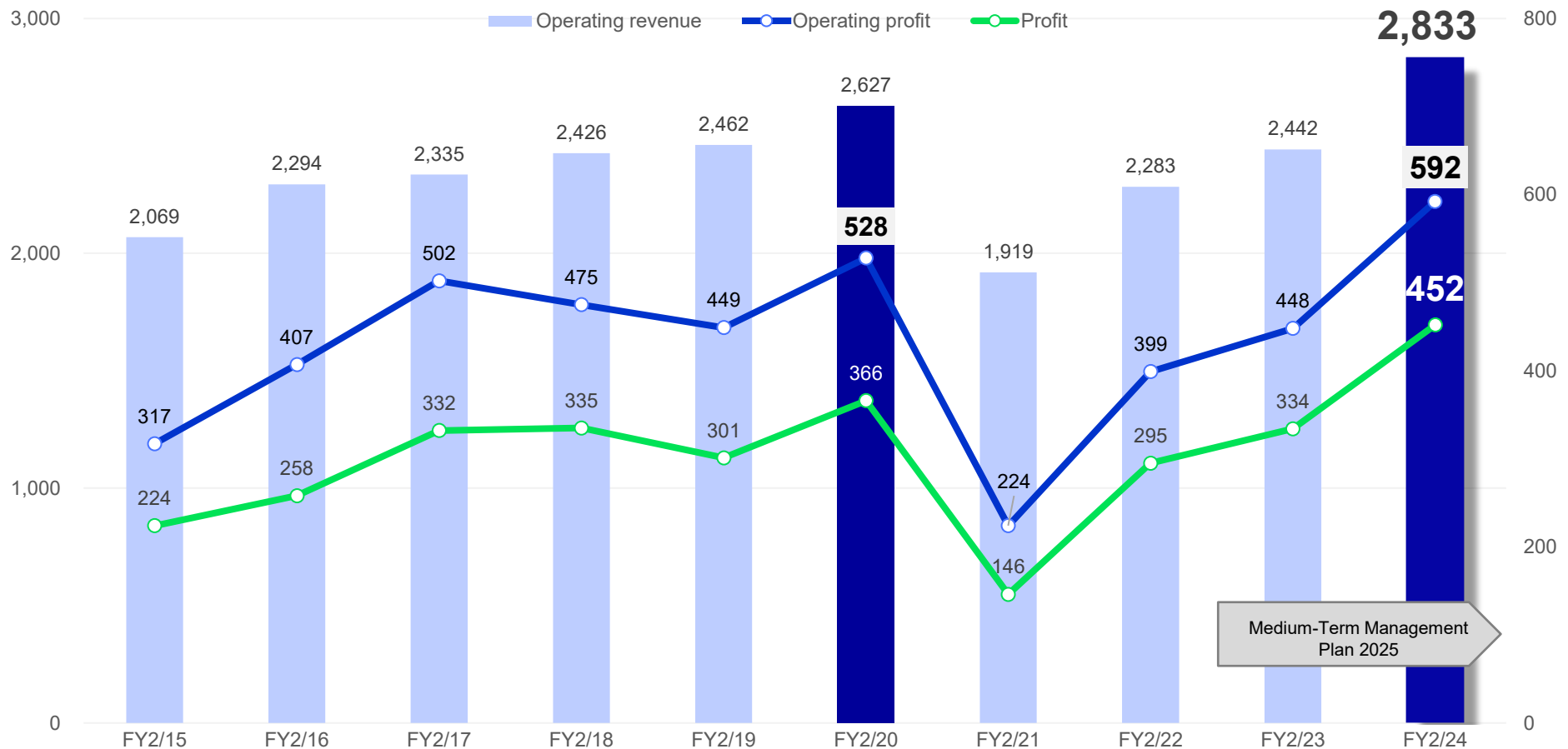
As a result of the above, operating revenue, operating profit, ordinary profit, and profit attributable to owners of parent increased, recording all-time highs at each item.

Trends in Consolidated Performance

Achieved the target of “Record high operating income of 52.8 billion yen” set in the “Medium-Term Management Plan 2025” formulated in April 2022, in its second year.

Trends in Operating revenue/Operating profit/Profit

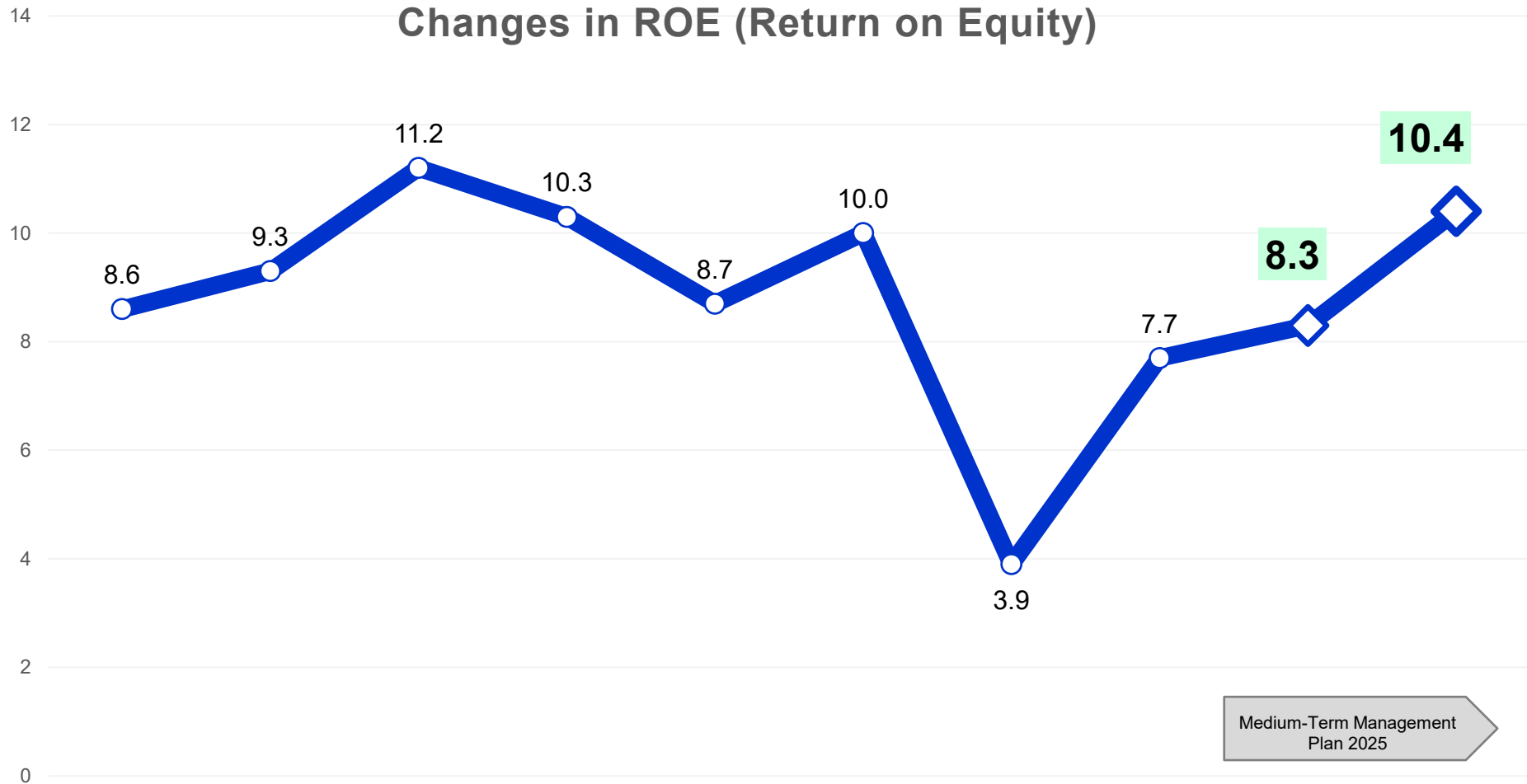
(100 million yen)



Trends in KPIs

Achieved the target of “ROE (return on equity) of 8% or more” set in the “Medium-Term Management Plan 2025” formulated in April 2022, in its second year.

Changes in ROE (Return on Equity)



Medium-Term Management Plan 2025

	FY2/15	FY2/16	FY2/17	FY2/18	FY2/19	FY2/20	FY2/21	FY2/22	FY2/23	FY2/24
Profit	224	258	332	335	301	366	146	295	334	452

(100 million yen)

Operating Results by Segment

	Operating revenue			Operating profit		
	FY2/23 (Mar. 2022 - Feb. 2023)	FY2/24 (Mar. 2023 - Feb. 2024)	Percentage changes	FY2/23 (Mar. 2022 - Feb. 2023)	FY2/24 (Mar. 2023 - Feb. 2024)	Percentage changes
(i) Cinema business	158,015	192,794	22.0% ↗	29,075	44,709	53.8% ↗
Production and Distribution	40,903	46,505	13.7% ↗	13,532	17,908	32.3% ↗
Movie Theater Chain	71,054	78,440	10.4% ↗	7,394	11,083	49.9% ↗
Production and Licensing	46,058	67,849	47.3% ↗	8,148	15,717	92.9% ↗
(ii) Theatrical business	18,202	20,153	10.7% ↗	2,774	3,115	12.3% ↗
(iii) Real Estate business	66,913	69,142	3.3% ↗	17,572	17,610	0.2% ↗
Lease of Land and Buildings	28,022	29,387	4.9% ↗	11,554	11,588	0.3% ↗
Road	28,907	29,245	1.2% ↗	5,092	4,900	-3.8% ↘
Building Maintenance	9,983	10,509	5.3% ↗	926	1,122	21.1% ↗
(iv) Other business	1,163	1,256	8.0% ↗	130	174	33.3% ↗

(Million yen)

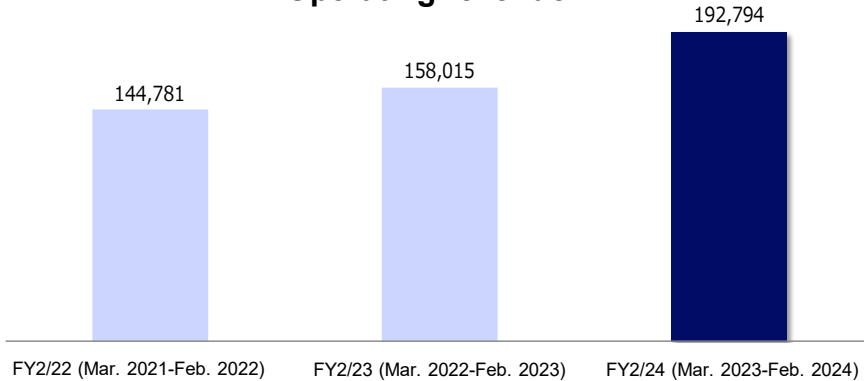
Quarterly Operating Results by Segment

	Operating revenue				Operating profit			
	Q1 (Mar. – May 2024)	Q2 (Jun. – Aug. 2023)	Q3 (Sep. – Nov. 2023)	Q4 (Dec. 2023 – Feb. 2024)	Q1 (Mar. – May 2024)	Q2 (Jun. – Aug. 2023)	Q3 (Sep. – Nov. 2023)	Q4 (Dec. 2023 – Feb. 2024)
(i) Cinema business	50,925	43,946	41,390	56,532	13,155	9,676	6,849	15,028
Production and Distribution	13,859	10,615	8,723	13,306	5,798	3,812	2,057	6,240
Movie Theater Chain	23,207	21,309	14,439	19,483	4,668	3,445	971	1,996
Production and Licensing	13,859	12,021	18,226	23,741	2,688	2,417	3,819	6,791
(ii) Theatrical business	5,385	4,321	4,800	5,645	1,212	52	991	859
(iii) Real Estate business	17,535	16,927	16,930	17,748	5,160	4,089	4,369	3,990
Lease of Land and Buildings	7,269	7,261	7,386	7,469	3,302	2,729	2,809	2,746
Road	7,768	6,922	6,948	7,606	1,632	1,008	1,301	956
Building Maintenance	2,498	2,743	2,595	2,671	225	351	257	287
(iv) Other business	305	293	336	321	51	62	77	▲ 17
Total	74,153	65,489	63,457	80,247	18,324	12,428	10,858	17,640

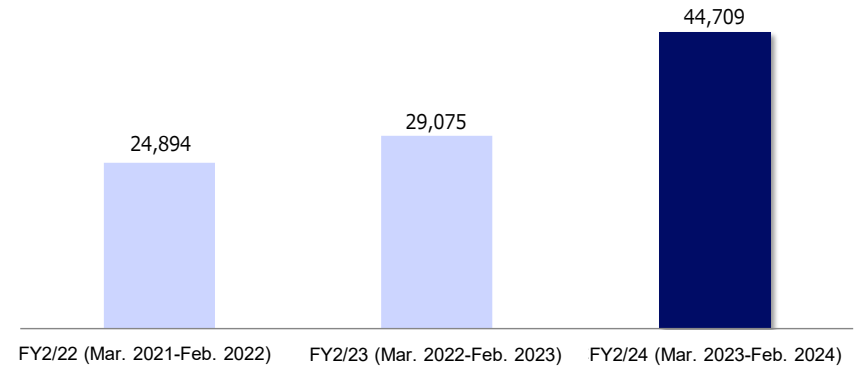
(Million yen)

Operating Results by Segment [Cinema business]

Operating revenue



Operating profit



(Million yen)

Performance Analysis (Factors of Increase/Decrease)

- In the Production and Distribution business, some films became hits: "GODZILLA MINUS ONE" (Japan box office revenue: 7.13 billion yen), which continued to screen from the third quarter; "Haikyu!!: The Dumpster Battle" (8.75 billion yen); "SPY x FAMILY CODE: White" (6.26 billion yen); "GOLDEN KAMUY" (2.92 billion yen). "GODZILLA MINUS 1" was our first distribution in North America. Since its release on December 1, this film marked the highest box-office revenue for a Japanese live-action film in North America in its history. The Company recorded a portion of this revenue in Q4 of the fiscal year under review. As mentioned above, both sales and profits increased thanks to the strong performance of the domestic distribution business as well as the success of a new attempt to distribute our films overseas.

(box office revenues are as of March 31, 2024)
- In the Movie Theater Chain business, sales and profits increased owing to the strong performance of above-mentioned TOHO films, as well as **“あの花が咲く丘で、君とまた出会えたら。”**, **“機動戦士ガンダムSEED FREEDOM”**, and the effect of the revised movie ticket price from June 2023.
- In the Production and Licensing business, royalty revenues, including digital distribution rights and licenses for merchandise production of "SPY x FAMILY," "JUJUTSU KAISEN," "My Hero Academia" and others performed well. In the Home Entertainment business, sales of the second "JUJUTSU KAISEN" TV series were robust. In the Publishing and Merchandising business, sales of movie booklets and character products of "Haikyu!!: The Dumpster Battle" and "GODZILLA MINUS ONE" were strong. In the Game Business, sales of TOHO Games titled "JUJUTSU KAISEN Phantom Parade" were strong. In the Production and Licensing as a whole, both sales and profits increased substantially, driving overall performance.

Major Works Operated in the Fiscal Year Under Review

Works distributed by Toho Co., Ltd. (over ¥1 billion box office revenue)

Title	Release date	Box office revenue
DETECTIVE CONAN Black Iron Submarine	Apr. 14	138.8
The Boy and the Heron	Jul. 14	92.6
Haikyuu!!: The Dumpster Battle	Feb. 16	87.5
GODZILLA MINUS ONE / C	Nov. 3	71.3
SPY x FAMILY CODE: White	Dec. 22	62.6
KINGDOM: The Flame of Destiny	Jul. 28	56.0
Don't Call it Mystery	Sep. 15	48.0
TOKYO MER: Mobile Emergency Room - THE MOVIE	Apr. 28	45.3
Doraemon the Movie: Nobita's Sky Utopia	Mar. 3	43.4

Title	Release date	Box office revenue
GOLDEN KAMUY	Jan. 19	29.2
As Long as We Both Shall Live	Mar. 17	28.0
New Dimension! Crayon Shinchan the Movie: Battle of Supernatural Powers ~Flying Sushi~	Aug. 4	24.7
MONSTER	Jun. 2	21.5
Demon Slayer: Kimetsu no Yaiba-To the Hashira Training-	Feb. 2	21.5
THE SILENT SERVICE	Sep. 29	13.7
Analog	Oct. 6	12.2
KUBI	Nov. 23	11.6

Works distributed by TOHO-TOWA CO., LTD. and others (over ¥1 billion box office revenue)

Title	Release date	Box office revenue
The Super Mario Bros. Movie	Apr. 28	140.2
Mission: Impossible- Dead Reckoning Part One	Jul. 21	54.4
Fast X	May. 19	38.2
Transformers: Rise of the Beasts	Aug. 4	12.9

(The box office revenue is as of the end of March 2024/100 million yen)

Changes in the Production and Distribution Business/ Movie Theater Chain Business in the Fiscal Year Under Review

Changes in box-office revenue of the Production and Distribution business (Million yen)

	FY2/23	FY2/24	YoY
Mar	4,404	6,547	148.7%
Apr	7,382	11,388	154.3%
May	8,719	8,767	100.6%
Q1	20,506	26,703	130.2%
Jun	2,616	3,182	121.6%
Jul	4,161	6,867	165.0%
Aug	4,150	9,148	220.4%
Q2	10,928	19,197	175.7%
Sep	3,302	5,070	153.5%
Oct	2,640	4,689	177.6%
Nov	7,239	5,175	71.5%
Q3	13,182	14,935	113.3%
Dec	7,451	5,631	75.6%
Jan	5,911	6,211	105.1%
Feb	5,078	9,137	179.9%
Q4	18,441	20,980	113.8%
Full year	63,059	81,817	129.7%

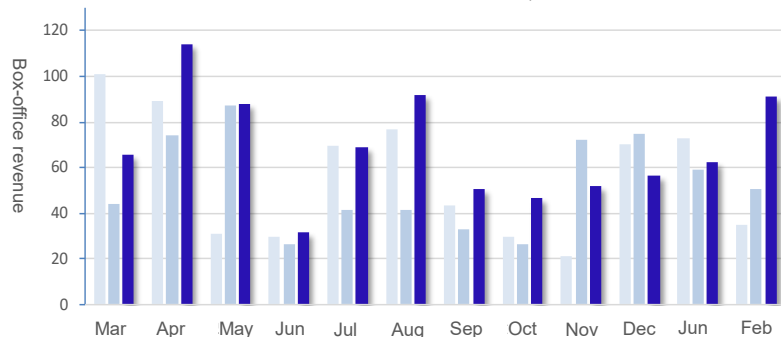
Note: The box-office revenue from works distributed by Distribution Department, Toho Co., Ltd.

Changes in box-office revenue of the Production and Distribution business (Million yen)

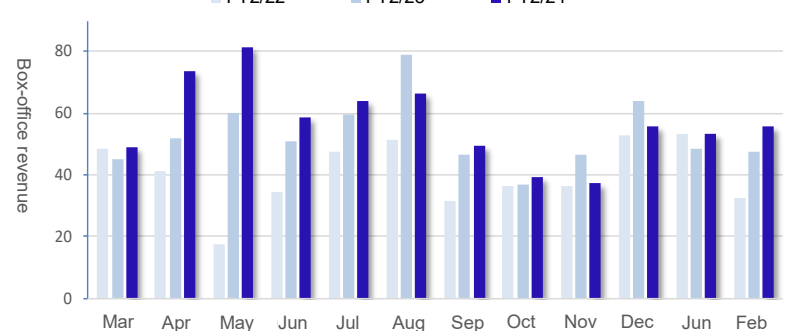
	FY2/23	FY2/24	YoY
Mar	4,494	4,896	108.9%
Apr	5,203	7,374	141.7%
May	6,004	8,133	135.5%
Q1	15,702	20,404	129.9%
Jun	5,092	5,864	115.2%
Jul	5,949	6,395	107.5%
Aug	7,871	6,624	84.2%
Q2	18,914	18,884	99.8%
Sep	4,650	4,952	106.5%
Oct	3,683	3,911	106.2%
Nov	4,630	3,740	80.8%
Q3	12,964	12,604	97.2%
Dec	6,399	5,586	87.3%
Jan	4,870	5,351	109.9%
Feb	4,734	5,569	117.6%
Q4	16,004	16,506	103.1%
Full year	63,584	68,400	107.6%

Note: The box-office revenue from works screened by TOHO Cinemas Ltd. and others across Japan (including works distributed by Toho Co., Ltd.)

Monthly box-office revenues compared with the previous two fiscal years in the Production and Distribution business (fiscal years)



Monthly box-office revenues compared with the previous two fiscal years in the Production and Distribution business (fiscal years)



Works to be Released in FY2/25 (As of April 15)

Works distributed by Toho Co., Ltd.

Title	Release date
Doraemon the Movie: Nobita's Earth Symphony	Mar. 1
Shimajiro and the Island of Rainbow Carnations	Mar. 8
The Floor Plan	Mar. 15
April Come She Will	Mar. 22
Detective Conan:The Million-dollar Pentagram	Apr. 12
Godzilla x Kong: The New Empire	Apr. 26
Umamusume: Pretty Derby – Beginning of a New Era(Tentative Title)	May 24
Teasing Master Takagi-san	May 31
Dear Family	Jun. 14
Hey Handsome!!(Tentative Title)	Jun. 21
Kingdom 4(Tentative Title)	Jul. 12
What if SHOGUN Ieyasu Tokugawa was to become the Prime Minister(Tentative Title)	Jul. 26

Title	Release date
GHOST CAT ANZU	In Jul. (planned)
My Hero Academia: You're Next(Tentative Title)	Aug. 2
Crayon Shinchan the Movie: Our Dinosaur Diary	Aug. 9
Your Color(Tentative Title)	Aug. 30
LAST MILE	Summer
ALL ABOUT SUOMI	Sep. 13
6 Lying University Students	Nov. 22
FURERU	Autumn
Stolen Identity Final	Autumn
踊るプロジェクト映画最新作	Autumn
PUI PUI MOLCAR(Tentative Title)	In 2024 (planned)
The Supernatural Sweet Shop(Tentative Title)	In 2024 (planned)

Works distributed by TOHO-TOWA CO.,LTD. and others

Title	Release date
Argylle	Mar. 1
Migration	Mar. 15
Bob Marley: One Love	May 17
Night Swim	Jun. 7

Title	Release date
IF	Jun. 14
A Quiet Place: Day One	Jun. 28
Despicable Me 4	Jul. 19
The Fall Guy	Aug. 16

The Group positions animation as a driver for future growth, and is pursuing divergent, multi-layered and long-term business development by focusing its resources on strengthening the competitiveness of its own brands in order to make the animation business the "Fourth Pillar."

—Topics for Animation Business

- Smartphone game "JUJUTSU KAISEN phantom parade" : Well received.
- TV animation series "Spice and Wolf: Started airing on April 1
- TV animation series "TOUKEN RANBU KAI KYODEN": Started airing on April 2
- TV animation series "Mushoku Tensei: Jobless Reincarnation Season 2": Started airing on April 7
- TV animation series "Kaiju No.8": Started airing on April 13

Future Topics

«TV animation series»

- 7th season "My Hero Academia": Scheduled to be broadcast on May 4th
- TV animation series "Sakuna: Of Rice and Ruin" 2024: Scheduled to be broadcast in 2024
- TV animation series "**Puniru Is a Cute Slime(Tentative Title)**": Production decided
- TV animation series "**呪術廻戦 死滅回游**": Production decided
- TV animation series "**Dr.STONE SCIENCE FUTURE**": Production decided

«Theatrical movie»

- "**My Hero Academia:You're Next(Tentative Title)**" To be released on August 2, 2024

TV anime “TOUKEN RANBU KAI KYODEN: Moyuru Honnouji”



©2024 NITRO PLUS and EXNOA LLC/“TOUKEN RANBU KAI” Production Committee

TV anime “Kaiju No. 8”



©The Defense Force's Third Division ©Naoya Matsumoto/Shueisha

TV anime: Season 7 of “My Hero Academia”



©Kohei Horikoshi/Shueisha, My Hero Academia Production Committee

On air via TOKYO MX and BS 11 from 23:00 on Tuesday every week. Distributed with video streaming services.

The original version is “TOUKEN RANBU ONLINE,” aka “Tourabu,” which received considerable support after the launch in January 2015, and became a factor in causing the nationwide sword boom. The media mix, including anime, a musical, a video game, stage plays, movies, and a kabuki title, was successful, and TOUKEN RANBU dominated the entertainment industry. The anime “TOUKEN RANBU KAI KYODEN: Moyuru Honnouji” is a new anime series with its script based on the first and most popular work of the stage play “TOUKEN RANBU.” Mr. Kenichi Suemitsu, who wrote screenplays and served as a director for the stage plays, wrote a screenplay and served as a head writer for this anime. The voice actors of the original game “TOUKEN RANBU ONLINE” provided voice-overs for the characters of the anime. It is attracting attention as a new anime series of the big hit content, and causing significant repercussions among anime fans as an introductory work of “TOUKEN RANBU.”

On air via TV Tokyo and its affiliated stations from 23:00 on Saturday every week and being streamed via X (Twitter) around the world on a real-time basis. Distributed with video streaming services.

Kaiju No. 8 is serialized in “Shonen Jump +” by Shueisha. This wildly popular comic, which was created by Mr. Naoya Matsumoto and whose cumulative circulation in Japan exceeds 13 million copies (including digital ones), was animated by a fantastic collaborative team composed of Production I.G (“Ghost in the Shell” series, etc.) in charge of animation and Studio Khara (“Neon Genesis EVANGELION” series, etc.) in charge of monster design & coordination.

This anime was produced by all-star staff, including the directors Shigeyuki Miya and Tomomi Kamiya, the character designer and general artwork director Tetsuya Nishio (who designed the characters of “NARUTO”), and the monster designer Mahiro Maeda (who designed the image of Godzilla in “Shin Godzilla”), and its opening theme was composed by the young rock star Yungblud, who ranked first in the UK music chart, while its ending theme was composed by the global rock band OneRepublic, which is led by Ryan Tedder, who received the GRAMMY Awards three times. World-class talented people got together, causing significant repercussions around the world.

On air from 17:30 on Saturday every week from May 4 via 29 TV stations affiliated with Yomiuri TV and Nippon Television. Four episodes of “My Hero Academia Memories,” which is an important story preceding season 7 with new scenes, are on air from 17:30 on Saturdays from April 6 via 29 TV stations affiliated with Yomiuri TV and Nippon Television. *The latest episode will be distributed via video streaming services except in some areas.

The original work is the hugely popular manga created by Mr. Kohei Horikoshi, which is serialized in Weekly Shonen Jump (published by Shueisha) and boasts a circulation of a cumulative total of 100 million copies in the world. Season 1 of the TV anime started in April 2016, and season 6 has been aired, while three theatrical versions have been released. Season 7 of the TV anime, which will depict the “final showdown,” will start on Saturday, May 4, 2024, commemorating the 10th anniversary of the start of the serialization of the original manga. For the promotional video for season 7 released at “Anime Japan 2024” held in March, the opening theme “Tagatame” composed by TK from Ling tosite sigure was used, drawing public attention in terms of music, too. In March of this year, the collaboration with the popular theme park “Universal Studios Japan” started, and other collaborative projects are scheduled. Furthermore, on Friday, August 2, the new theatrical version “My Hero Academia: You’re Next (Tentative Title)” is to be released three years after the release of the previous theatrical version. “My Hero Academia” is garnering significant attention and expectations from fans inside and outside Japan.

FY2/24 Animation Business: Operating Revenue by Sales Source and Sales Composition in Japan and Overseas

◆ The scope of this table covers works under the label of TOHO animation and equivalents.

	FY2/23 Full year	FY2/24 Full year	YoY	Amount of change	Major factors of changes
Distribution	9,354	18,433	9,079	97.1% ↗	•(+)"SPY x FAMILY," "JUJUTSU KAISEN" and "My Hero Academia" showed significant growth.
Character license	6,281	7,916	1,635	26.0% ↗	•(+)"JUJUTSU KAISEN," "Haikyuu!!" and "My Hero Academia" were strong.
Merchandise sales	1,267	3,267	2,000	157.9% ↗	•(+)"Character products of "JUJUTSU KAISEN" and "Haikyuu!!" showed a growth.
Home entertainment	2,605	2,852	247	9.5% ↗	•(+)"TOUKEN RANBU," "JUJUTSU KAISEN," "Onimai: I'm Now Your Sister!" and "The Angel Next Door Spoils Me Rotten" were favorable. •(-)"Jujutsu Kaisen: Zero" came out in the previous fiscal year.
Theater release	3,337	9,174	5,837	174.9% ↗	•(+)"SPY x FAMILY CODE: White" and "Haikyuu!!: The Dumpster Battle" showed significant growth. •(-)"Jujutsu Kaisen: Zero" came out in the previous fiscal year.
Theatrical play	—	1,054	1,054	— ↗	•(+)"SPY x FAMILY" was made into a musical for the first time at the Imperial Theatre. •(+)"Its related products were also strong.
Royalty and others	1,408	3,570	2,162	153.6% ↗	•(+)"TOHO Games "JUJUTSU KAISEN phantom parade" was favorable. •(+)"Royalty from "SPY x FAMILY," "TOUKEN RANBU" and "JUJUTSU KAISEN" contributed.
Total	24,257	46,269	22,012	90.7% ↗	

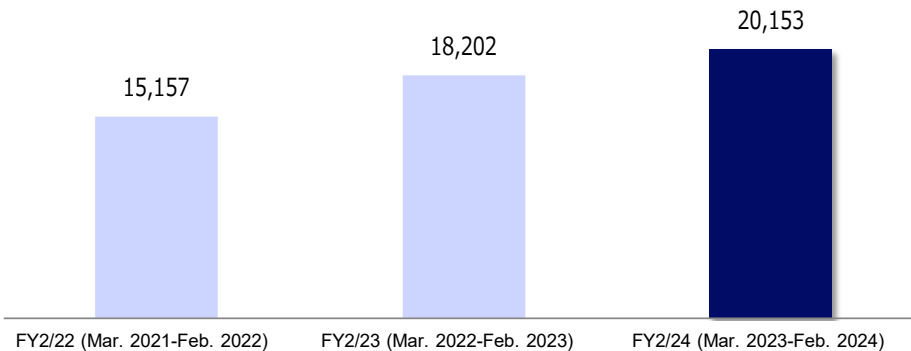
	FY2/23 Full year	FY2/24 Full year	YoY	Amount of change	Composition ratio
Japan	15,392	30,506	15,114	98.2% ↗	65.9%
Overseas	8,864	15,763	6,899	77.8% ↗	34.1%

Note: These materials were prepared on a voluntary basis from the viewpoint of enriching the disclosed information on the animation business and therefore the figures may differ from those in other financial results.

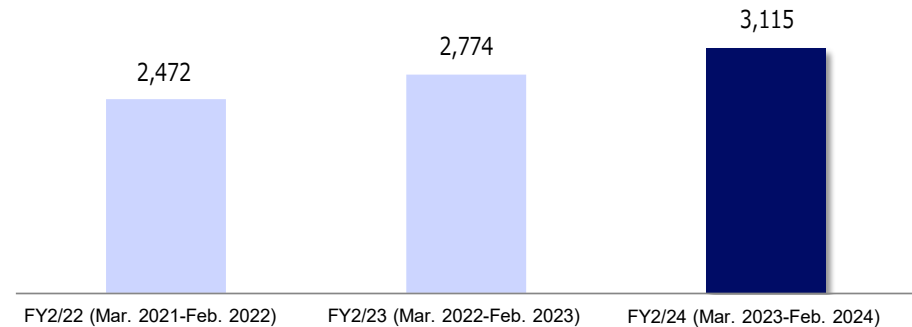
(Million yen)

Operating Results by Segment [Theatrical business]

Operating revenue



Operating profit



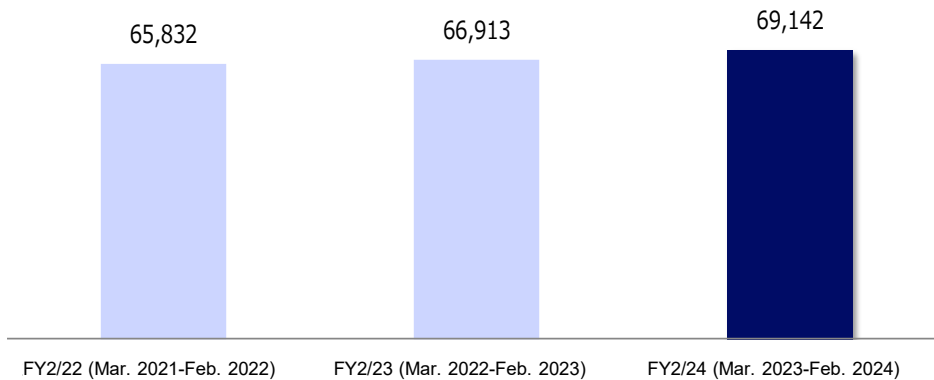
(Million yen)

Performance Analysis (Factors of Increase/Decrease)

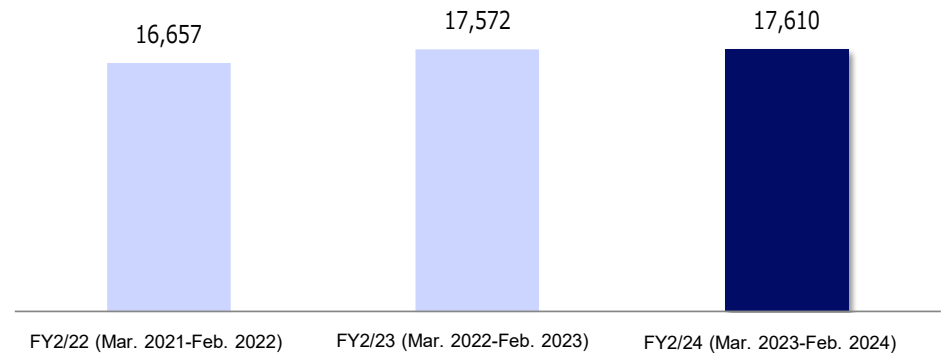
- At the Imperial Theatre, "ABC-Za Star Theatre 2023 -5 Stars Live Hours-" (December), "Act ONE" (January), and the premiere of "Musical JOJO'S BIZARRE ADVENTURE Phantom Blood" (February) were successful.
 At the Theatre Creation, "VOICARION XVII~The Spoon~" (December), "Yuichiro & Friends -Singing! Talking! Not Dancing!-" (January), "NAOTO KAIHO CONCERT ATTENTION PLEASE! 2" (January to February) and others were performed.
 At the Nissay Theatre, "Beethoven's Secret" (December) and "Tootsie" (January) were performed.
- TOHO ENTERTAINMENT CO., LTD. performed well, as it successfully cast actors, such as Masami Nagasawa, Minami Hamabe, Mone Kamishiraishi, and Moka Kamishiraishi, for various TV commercials.
- In the Theatrical business, despite the cancellation of some performances, both sales and profits increased as a result of strong ticket sales and the absence of cancellations due to performer health problems as in the previous fiscal year.

Operating Results by Segment [Real Estate business]

Operating revenue



Operating profit



(Million yen)

Performance Analysis (Factors of Increase/Decrease)

- In the Lease of Land and Buildings business, the nationwide rental properties owned by us are in solid operation. Sales and profits increased driven by new properties, including the TOHO Hibiya Promenade Building completed in February last year, despite increased depreciation and other expenses for the Teigeki Building.
- In the Road business, amidst steady public investment, we worked to win new orders and additional orders for existing works through aggressive sales activities for technical proposals, etc. However, a decline in profitable construction projects and higher labor and equipment costs resulted in higher sales but lower profits.
- In the Building Maintenance business, sales and profits increased at TOHO BUILDING MANAGEMENT Co., Ltd. and TOHO FACILITIES Co., Ltd. due to efforts to secure new orders and reduce costs, as well as the implementation of postponed construction works.

Dividends for the Fiscal Year Under Review

■ Contents of dividends

	End-Q1 Yen	End-Q2 Yen	End-Q3 Yen	Year-end Yen	Total Yen
Previous forecast <small>(Announced on September 26, 2023)</small>	—	20.00	—	40.00	60.00
Revised forecast	—	20.00	—	65.00	85.00
(Ref.) FY2/23 Result	—	20.00	—	40.00	60.00

Our Animation, Cinema, Theatrical, and Real Estate businesses performed at high levels, resulting in record profits in our history. Medium-Term Management Plan 2025 has set a dividend payout ratio of at least 30%, and based on this policy, we have decided to increase the year-end dividend per share by 25 yen to 65 yen per share for FY2/24. The annual dividend is 85 yen, with its payout ratio at 32.8%.

Business and Dividend Forecasts for FY2/25

■ FY2/25 Consolidated Business Forecasts (March 1, 2024 - February 28, 2025)

	Operating revenue	Operating profit	Ordinary profit	Profit attributable to owners of parent	Basic earnings Per share
	Million yen	Million yen	Million yen	Million yen	Million yen
FY2/25 (Forecast)	280,000	55,000	57,000	39,000	223.50
(Ref.) FY2/24 Result	283,347	59,251	63,024	45,283	259.51

■ FY2/25 Dividend Forecasts

	End-Q1	End-Q1	End-Q1	Year-end	Total
	Yen	Yen	Yen	Yen	Yen
FY2/25 (Forecast)	—	35.00	—	35.00	70.00
(Ref.) FY2/24 Result	—	20.00	—	65.00	85.00

Medium-Term Management Plan 2025 has set a dividend payout ratio of 30% or more, and based on this policy, the annual dividend for FY2/25 is expected to be 70 yen (35 yen for H1 and 35 yen for H2).

Forward-looking statements are contained in these materials, but please note that actual results may differ significantly from the statements due to changing circumstances and various factors and therefore no guarantees are given. No part of these materials may be reproduced or duplicated in any form or by any means without permission.

Inquiries about these materials
IR Office, General Affairs Dept., TOHO CO., LTD.
Mail:pr_ir@toho.co.jp