

FYE March 2024 Consolidated Results Highlights

JANOME

JANOME Corporation

Securities code: 6445

May 2024

Contents

(1) Overview	P.3
(2) Operating Profit : Year on Year Change	P.4
(3) Segment Information	P.5
(3)-1 Sewing Machine : Regional Unit Sales	P.6
(3)-2 Industrial Equipment : Sales Results	P.7
(4) FYE March 2025 Consolidated Forecasts	P.8 -9



(1) Overview



[Million Yen]	FYE Mar. 2023	FYE Mar. 2024	Change	
			Amounts	(%)
Sales	38,571	36,476	-2,095	(-5.4%)
Gross Profit	16,146 41.9%	14,167 38.8%	-1,978 -3.0pt	(-12.3%)
Operating Profit	2,120 5.5%	1,716 4.7%	-403 -0.8pt	(-19.0%)
Ordinary Profit	2,400	1,763	-636	(-26.5%)
Profit Attributable to Owners of parent	-393	1,131	+1,524	(-)
Exchange Rate (JPY/USD)	135.47	144.62	+9.15	(+6.8%)

(2) Operating Profit : Year on Year Change



(Million Yen)

2,120

Down 403 Million Yen

1,716

Sales
Decrease
-1,678

Profit
Margin
Change
-1,287

Operating
Expenses
Decrease
+1,950

Foreign
Exchange
Gain
+611

Note*

(JPY / USD)
135.47





(JPY / USD)
144.62

FYE
Mar. 2023

FYE
Mar. 2024

Note* : Breakdown
Sales +1,742
Cost of Sales -756
Operating Expenses -375

(3) Segment Information

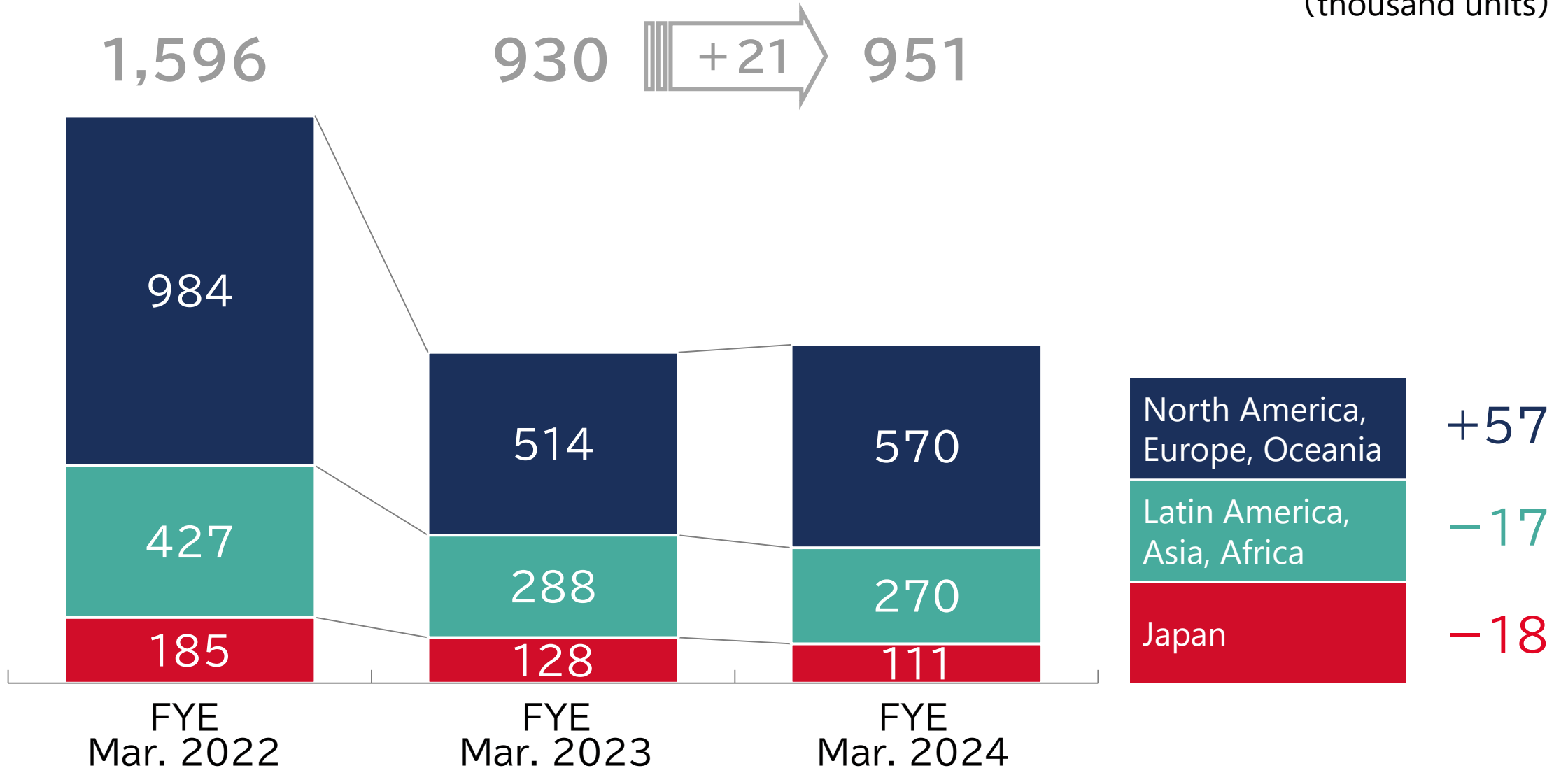
[Million Yen]		FYE Mar. 2023	FYE Mar. 2024	Change
	Household Equip.	Sales (Sales Composition)	29,765 (77.2%)	27,706 (76.0%) -2,059 -1.2pt
		Operating Profit	1,895	1,372 -522
	Industrial Equip.	Sales (Sales Composition)	6,277 (16.3%)	5,778 (15.8%) -498 -0.4pt
		Operating Profit	-102	-269 -166
	IT	Sales (Sales Composition)	2,320 (6.0%)	2,782 (7.6%) +462 +1.6pt
		Operating Profit	338	487 +149
	Others	Sales (Sales Composition)	208 (0.5%)	208 (0.6%) 0 +0.0pt
		Operating Profit	-8	118 +127
Total		Sales	38,571	36,476 -2,095
		Operating Profit	2,120	1,716 -403

*Operating Profit includes eliminations of intersegment transactions.

(3)-1 Sewing Machine : Regional Unit Sales



(thousand units)



*Europe includes CIS countries.

(3)-2 Industrial Equipment : Sales Results



[Million Yen]		FYE Mar. 2023	FYE Mar. 2024	Changes
Unit Sales	Robots (units)	1,964	1,641	-323
	Servo Presses (units)	1,070	882	-188
Robots & Servo Presses	Sales	3,146	3,093	-52
	Operating Profit	-179	-168	+10
Die-casting	Sales	3,131	2,685	-446
	Operating Profit	76	-100	-177
Total	Sales	6,277	5,778	-498
	Operating Profit	-102	-269	-166

(4) FYE March 2025 Consolidated Forecasts



[Million Yen]	FYE Mar. 2024	FYE Mar. 2025	Change	Reborn 2024 Goal
Sales	36,476	40,000	+3,523	48,000
Operating Profit	1,716	2,500	+783	5,000
Ordinary Profit	1,763	2,400	+636	4,900
Profit Attributable to Owners of parent	1,131	1,500	+368	-



“Move forward with sustainable management to drive sustainable growth of the company”



Offering sustainable products

Strengthen supply chain

Actively act and gain ground in important markets



The forward-looking statements in this report include expectations based on assumption, forecast and projection by our management available as of the date of their announcement. It is possible that actual results may differ materially from these expectations due to various factors.

This document has been translated from the Japanese original for reference purposes only. In the event of any discrepancy between this translated document and the Japanese original, the original shall prevail.

JANOME

JANOME Corporation